




# *Whirl*

## DIRECTOR GUIDE SAMPLER





Inside you'll find a Large Group Opening,  
Children's Message ideas, and Worship Bulletins



Where are we?

I think we're in the Director Guide, Otto.

I'm not sure we should be here. Don't we need a permission slip to be in the Director Guide? What if we get in trouble?



# Welcome to the Director Guide Sampler!

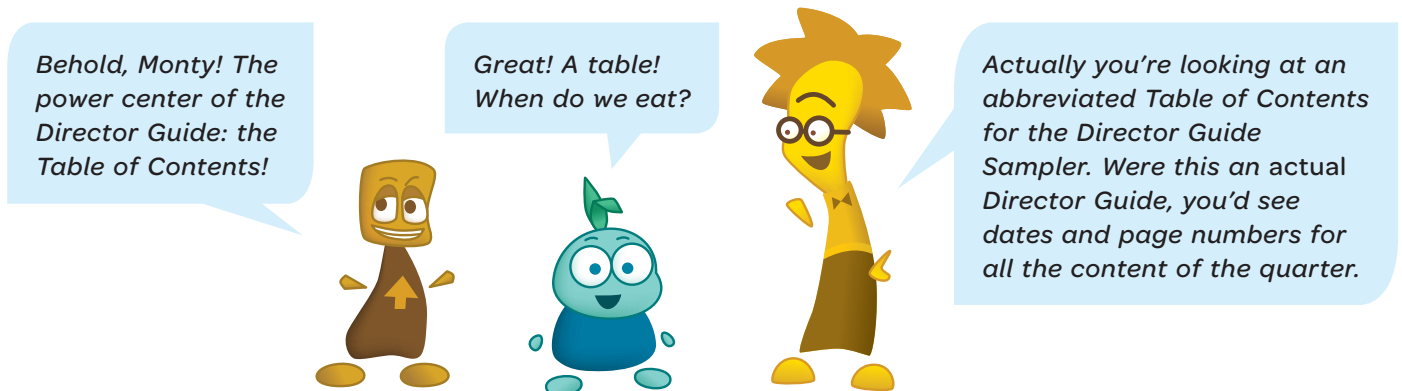
This Sampler provides you with all the content you'll need on the Second Sunday in Easter during Year A to lead a Large Group Opening, offer a Children's Message, and provide Worship Bulletins for Pre-Readers and Readers.

You'll also find some helpful information about the Director Guide, Songbook, and CD, along with an introduction to the characters in the Whirl videos.



## CONTENTS

About Whirl .....	4
About the Director Guide and Sample Lesson .....	5
About Whirl Music .....	6
Large Group Opening .....	7-8
Children's Message .....	9-10
Worship Bulletin: Pre-Reader .....	11-12
Worship Bulletin: Reader .....	13-14
Meet the Whirl Kids! .....	15




# About Whirl

Welcome to Whirl, the new lectionary Sunday school from sparkhouse! Whirl provides a new way to help kids experience readings from the Revised Common Lectionary. Through exploring church seasons and diving into one of the Sunday's lectionary readings, kids will begin to understand the rhythms of the church year and the three-year cycle of Bible readings.

Here are the four parts of each Whirl lesson:

*The video is the awesomest thing ever!*



## WELCOME (15 MINUTES)

Teachers welcome kids to their Sunday school class with a brief, optional activity. The talk turns to the season as PreK–K kids sit around their circular Whirl Floor Mat and first through sixth graders look at a Wall Chart. Kids do a brief ritual together and try the activity on the front panel of their leaflets. Then kids watch an animated video introducing them to the day's theme.

## HEAR (15 MINUTES)

After watching the video, kids open their Bibles. Younger kids (pre-Kindergarten through second grade) hear and see the story in their Whirl Story Bibles. Then they play together in an activity to get them moving. Older kids in third through sixth grade open their Whirl NRSV Bibles to the day's reading. They do a Preview Activity, then explore the Bible story together in an engaging way.

*Don't oversell us, Mimi.*




## RESPOND (10 MINUTES)

Kids use their leaflet square for the Respond activity, a way to see how the Bible story is connected to a broader theme that applies to their own lives. Each week's Respond activity offers something different for each grade level!

## LAUNCH (10 MINUTES)

During this closing time, kids review the lesson and try an activity on the back panel of their leaflets. After they do a brief ritual and pray together, kids are sent with their Family Page.

*Family.*



## FAMILY PAGE

The back of each leaflet square has a Family Page kids take home. Families can try one or more of the seven suggestions to bring the Bible story and church season into their daily lives.

# ABOUT THE DIRECTOR GUIDE

A new Director Guide is available each quarter for Whirl so that you'll have up-to-date seasonal content for the kids in your congregation. Each Director Guide is reproducible and contains this content based on weekly lectionary readings:

- **Large Group Openings:** Content for each week to gather kids of all ages before Sunday school time. Each Opening provides ideas for kids to sing together, make connections to the season and each other, and introduce the day's theme.
- **Children's Messages:** Several ideas for worship leaders to present a lively, engaging children's message for kids during worship. The variety of choices allows leaders to pick the option that works best for their style, the kids in their congregation, and the church's building and traditions.
- **Worship Bulletins:** Reproducible bulletins to copy and fold for kids. Each double-sided Pre-Reader and Reader Worship Bulletin offers content to help kids connect to the season, the Bible story, and their church.

Additionally, each Director Guide will contain this content:

- **a detailed schedule** of lesson titles, Bible texts, and themes for the quarter
- **reproducible pages** describing Whirl features, perfect for distributing to Whirl teachers and other leaders
- **lesson supply lists** by grade level to help leaders organize materials for the whole quarter


# ABOUT THE SAMPLE LESSON

Whirl Sampler resources provide what you need to preview a full lesson experience for kids and leaders. The specific story chosen is for the second Sunday in Easter during Year A. The lesson of Thomas Believes is from John 20:19-31.

One thing to note: The Floor Mat and Wall Chart are not included in the Sampler resources provided. However, the Sampler Leader Guide refers to these resources to show how they are used in each lesson.

## Whirl in the summer!

A Director Guide is available for the summer quarter so that your congregation can plan Whirl Large Group Openings, Children's Messages, and Worship Bulletins all year long.



Wow. That's a mouthful.

Get used to it, Gabe. This is the lectionary we're talking about.

# ABOUT WHIRL MUSIC

Music is an important part of a congregation's life together as they worship, learn, serve, and grow in faith together. Music is an important part of Whirl too! Whirl music resources help connect kids to one another, the church seasons, and the Bible stories in the lectionary.

Every **Large Group Opening** uses the Whirl Gathering Song to greet kids. Additionally, three songs are recommended to connect with the season, theme, and story each week.

The **Whirl CD** is packed with 20 songs recorded with lively vocals and catchy arrangements. The instrumental tracks let kids perform the songs with their own voices.

The **Whirl Songbook** contains simple piano scores and guitar chords for every song on the CD, along with tips and ideas for songleading, motions, and more.

Take a look at the songs included in these two Whirl music resources.

**ADVENT TELLS US CHRIST IS NEAR  
COME NOW AND PRAISE THE LORD  
DO, LORD, REMEMBER ME  
DOXOLOGY (PRAISE GOD FROM WHOM ALL BLESSINGS FLOW)  
HASHIVENU  
I'M GONNA LIVE SO GOD  
IT'S ME, IT'S ME, O LORD (STANDIN' IN THE NEED OF PRAYER)  
I'VE GOT PEACE LIKE A RIVER  
JESUS IN THE MORNING  
JOY TO THE WORLD  
LORD, I WANT TO BE A CHRISTIAN  
LOVE GOD AND YOUR NEIGHBOR  
LOVE, LOVE, LOVE!  
MANY AND GREAT  
RISE UP SHEPHERD/THERE'S A STAR  
THIS IS MY COMMANDMENT  
WERE YOU THERE  
WHIRL GATHERING SONG  
WHIRL SEASONS OF THE CHURCH YEAR SONG  
WHIRL THEME SONG**

APRIL 27, 2014



# Large Group Opening

**BELIEVE • EASTER 2 • YEAR A**

## TODAY'S READINGS

**Acts 2:14a, 22–32 Psalm 16 1Peter 1:3–9 John 20:19–31**

## WELCOME

Welcome kids as they arrive. Ask kids to draw or write on sticky notes about something they did last week on Easter Day. Post the notes on the wall for a quick Easter collage.

Show the plastic egg display. **Last week was Easter, but this week is Easter too!** Expect confused looks. **The season of Easter lasts for many weeks. It doesn't stop after Easter Sunday. Today is the second Sunday of the Easter season. Let's count how many weeks total.** Count the plastic eggs together. Then point to Egg 2. **Here we are!**

## HEAR

As you share about Bible stories during Easter, show kids your Bible. **In the Easter season we hear Bible stories about what happened after Jesus rose from the dead. During worship, our first reading isn't from the Old Testament. Instead, it will be from the book of Acts. That book in the Bible comes right after the Gospels.**

**Image what it was like right after Jesus died and rose again, but few people knew that he was alive. How do you think the disciples felt? Show me with your faces.** Take time for kids' response. **I will read you one verse from today's story that will help you know why we will talk about Believe today.**

Unless I see the mark of the nails in his hands, and put my finger in the mark of the nails and my hand in his side, I will not believe.—John 20:25

## RESPOND

**Why do you think Thomas said those words? Take time for kids' responses. Have you heard the saying "Seeing is believing"? It sounds like Thomas needed proof to believe that Jesus rose from the dead.**

**I brought something to help us remember Thomas's words about Jesus. It is a dot sticker for your palms. You can take two and pass to your neighbor.** Show kids the stickers in Egg 2. Then have them pass around the stickers and take one while you sing "Song Title" together. Make sure you get stickers, too.

**What can you think of when you see these stickers on your hands?** Take time to hear kids' responses. Share that the American Sign Language sign for Jesus is pointing to the palm with the other hand's middle finger.

## BEFORE KIDS ARRIVE

Place sticky notes and markers in the gathering space. Number seven plastic Easter eggs and tape to a tray, tuck in an egg carton, or place on another surface where they won't roll. Place several red dot office stickers in the second egg.

## LAUNCH

**I wonder what else you will learn about Thomas today. Keep your sticker and think about believing! Let's pray together. I will say a line and you can repeat it.**

Dear God,  
Allelujah! Jesus is risen!  
We celebrate new life this Easter season.  
We celebrate your followers who spread the good news.  
We learn from Thomas who wanted to see Jesus' hands!  
We believe in Jesus.  
Amen, amen, amen!

Send kids to their grade level groups.

## SONG RECOMMENDATIONS

**SONG 1: WERE YOU THERE** This African American spiritual is available in many worship resources. Point out that this song has several verses that begin with "Were you there?" and a chorus of "Sometimes it causes me to tremble." Each verse of this song asks a question about the story of Jesus' death and resurrection. These words help kids review key events of Good Friday—and the triumphant final Easter verse. The chorus of this song describes our reactions to each of the events in these verses. Talk with kids about the verb *tremble* in the chorus. What does it mean to tremble? What does it look like? What does it feel like? Try singing it again while you show the action of trembling.

**SONG 2: HALLELU, HALLELU** This song only has five words: "Hallelujah" and "Praise ye the Lord." Singing these words is a great way to celebrate that Jesus is risen. Try some variations to add variety and energy to the song. Divide kids into two groups: the "Hallelujah" kids and the "Praise ye the Lord" kids. Invite kids to stand up as they sing their phrase and sit while the other group sings. One group can sing loudly while the other one whispers their words, or have one group clap while the other group stomps.

**SONG 3** *Believe* is the theme for today's text about Thomas. Select a simple song from your tradition about believing in Jesus, our Christian beliefs, or another statement of faith. Teach kids words and music.





APRIL 27, 2014



# Children's Message

**BELIEVE • EASTER 2 • YEAR A**

## TODAY'S READINGS

**Acts 2:14a, 22-32   Psalm 16   1 Peter 1:3-9   John 20:19-31**

Select one of these options to create a children's message to fit kids' interests and gifts and your congregation's size and sanctuary features. You can finish your time together with the prayer.

### READ THE STORY

Read the story of Thomas Wonders from the Whirl Story Bible. Ask kids what they notice about Jesus in the pictures. Point out Jesus' wounds. Thomas needed to see them to believe Jesus was risen. Share with kids what you have seen and touched that help you know Jesus is risen.

### WONDER ABOUT THE STORY

Invite pairs of kids to stand by each door in your worship space and close them. (Recruit adult help if needed.) After pointing out that the disciples were in a room with closed doors, ask kids what it would be like to see Jesus appear in the room without going through any doors. Point out that Jesus showed up more than once after the resurrection to his followers. They were always surprised, and Jesus always knew what to say. He told them, "Peace be with you." Share the peace together.

### SEE THE STORY

Search online for fine art (paintings, sculptures, stained glass) depicting Thomas and Jesus. The painting titled *The Incredulity of St. Thomas* by Caravaggio is a well-known one. Print a few color copies to show kids so they can get close to the image. After giving them time to view the art close-up, ask kids what they notice about the picture. Point out that artists over centuries have created art to show Thomas's doubt and belief.

### SEE THE SEASON

Invite kids to view your worship space. Ask about and point out parts that change for the Easter season, like paraments, banners, and vestments. If you know stories about their significance, tell them! What colors, symbols, and words do they see? Share with kids that our worship space gives us clues about the season. Point out that you will be viewing these parts of the worship space for five more weeks.

## **CONNECTING TO WORSHIP**

In today's Gospel, we hear Jesus say a phrase three times that matches something we say during worship. Ask kids to guess what it is. After hearing guesses, talk about the greeting "Peace be with you" spoken during the Passing of the Peace. Whenever we share the peace, we are echoing Jesus' words! Ask kids how they usually share the peace. Could they try a different way today that taps into how Thomas looked for Jesus' wounds on his hands?

## **MOVING TO THE STORY**

The wounds in Jesus' hands are an important part of today's story. Invite kids to point to their palms. Then demonstrate the American Sign Language sign for Jesus. (Many online video tutorials are available.) Ask kids how the sign refers to what we hear in today's Gospel. If possible, move right into the part of your worship service where you share the peace.

# **PRAYER**

**Pray this prayer together.**

Dear God,  
We believe the Easter story.  
We believe that Jesus rose.  
We believe that you are with us  
When we doubt and when we know.  
Amen.



Does your church share the peace? If so, people might shake hands, hug, or give the peace sign. Color this sign of peace and show it to others when you share the peace.

PEACE  
BE  
WITH  
YOU

Today our church family prays for...



# Easter 2

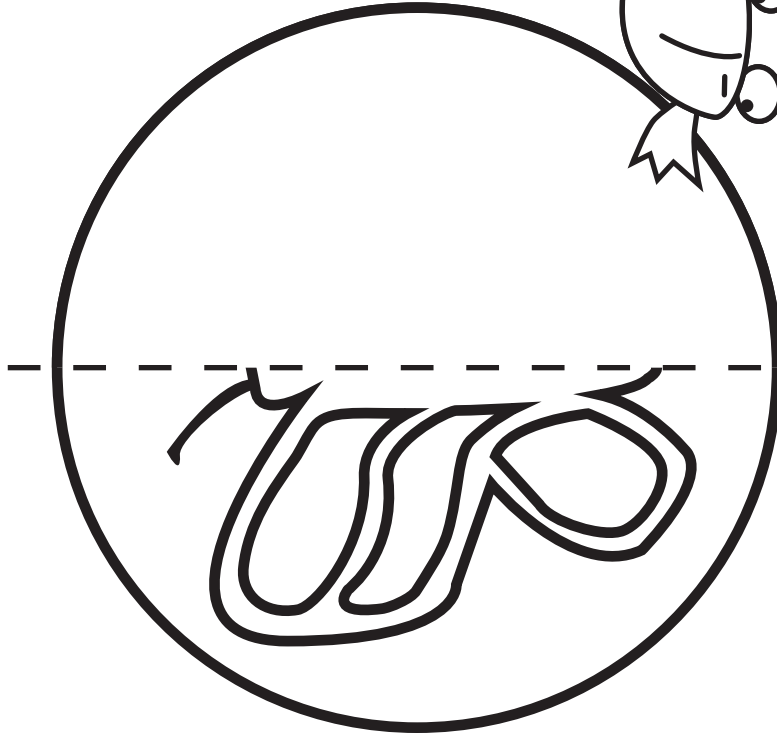
## YEAR A



Pre-Reader




The butterfly is a symbol during Easter. Butterflies are signs of new life! Draw the other half of this butterfly.





I love butterflies!


Jesus showed up in a locked room. His disciples were amazed!  
But Thomas was not there.



Jesus showed up again. His disciples were still amazed! Now Thomas  
was there. What is different in this scene? Find 7 things.



Oh! Oh! I see something  
different!



Monty! Don't give  
away the answers!

Peace be with you! Those are words you may hear during worship when you share the peace. Today as you share the peace, try saying it in a different language.



# Easter 2

YEAR A




Reader



The butterfly is a symbol during Easter. Butterflies are signs of new life! Draw some of your ideas for other symbols of new life. (Hint: look around your worship space if you need ideas.)

An activity area featuring a butterfly in a circle on the left. To its right are two large empty circles. A cartoon character with glasses and a tie is positioned between the butterfly and the first empty circle, with a speech bubble that says "I'm going to draw the infinity symbol." A second cartoon character with pigtails is positioned between the two empty circles, with a speech bubble that says "I think I'll draw a baby chick."

Thomas asked to see the wounds in Jesus' hands and side. He could not believe that Jesus was risen. Many artists have created work showing Jesus' hands with wounds. How would YOU show Jesus' hands? Create your art here.



**Today our church family prays for...**

# MEET THE WHIRL KIDS!

Each week, kids in Whirl Lectionary Sunday school watch a three-minute video featuring animated characters who encounter fun, adventure, and surprises as they meet up at their church and in their community. Each episode is rooted in the day's theme and shows the kids living out faith in a wide range of situations. No matter what the challenge, the kids in the Whirl videos are ready to show kids that a life in the church is a great place to meet friends, explore the Bible, and grow in faith!

## Videos for PreK–Grade 2 feature Ada, Otto, Tot, Victor, Monty, Jax, and Clara.

Hi! I'm Ada, and this is my twin brother, Otto.

We're twins.

And this is our little sister, Tot.

I already said that, Otto.

Right.

Hi!




Hello. I'm Victor. We met earlier at the Table of Contents. I'm a bright young man who's going places.

I'm Monty! I've gone places! But I'm still looking for that table . . .

I'm Jax.

I'm Clara. Jax, do you have a permission slip to appear in the Director Guide?





## Videos for Grades 3–6 feature Gabe, Mimi, Leo, and Ruby.


I'm Gabe! Ummm . . . I have no idea what else to say.

Just say that Whirl is the greatest Sunday school in the whole world!

Pleased to meet you! I am Leo. And while Mimi may be exaggerating, as there is no agreed-upon criterion for the greatest Sunday school in the whole world, we do hope you find Whirl to be a suitable curriculum for kids in PreK through sixth grade so that they may explore all the wonders of the Revised Common Lectionary and church year seasons.

I'm Ruby. Your kids are gonna love us. Especially me!






*This Director Guide was pretty fun.*

*Yeah, I think that went really well.*

*We can only hope, Ada. We can only hope.*

*Wait, no one asked for my permission slip.*



*I still don't see any tables . . .*