



**Whirl**



**Leader  
Guide**

ALL KIDS SUNDAY SCHOOL

**Rebekah and Isaac**

**Sampler**

Published by Sparkhouse  
510 Marquette Avenue  
Minneapolis, MN 55402  
[wearesparkhouse.org](http://wearesparkhouse.org)

Whirl All Kids Leader Guide Sampler. © 2018 Sparkhouse. All rights reserved.

Written by Catherine Kolwey

Designed by Ivy Palmer Skrade

Sparkhouse team: Carla Barnhill, Erin Gibbons, Erik Ullestad, and Christopher Zumski Finke

## YEAR GOLD • FALL

	<b>Lesson Title</b>	<b>Focus Text</b>	<b>Theme</b>
1	In the Beginning	Genesis 1:1–2:4	Order
2	God’s Covenant with Noah	Genesis 6–9	Promises
3	Abraham and Sarah	Genesis 15:1-12, 17-18; 17:1-7, 15-16; 18:1-15; 21:1-7	Covenant
4	Rebekah and Isaac	Genesis 24	Family
5	Jacob	Genesis 25:19-28; 27:1-40; 32:22-31	Blessing
6	Joseph and His Brothers	Genesis 37:1-28	Dreams
7	Joseph in Egypt	Genesis 39:20–41:57; 45:3-11, 15	Authority
8	Deborah	Judges 4–5	Judge
9	Elijah and Elisha	2 Kings 2:1-15	Leader
10	Esther	Esther 2:5-18; 3:1-6; 4:1-17; 8:1-17	Bravery
11	Daniel	Daniel 6	Protect
12	Jonah	Jonah 1; 2:1-2, 10; 3:1-5, 10	Reluctance
13	Isaiah’s Words	Isaiah 2:1-5	Peace

## YEAR GOLD • WINTER

	<b>Lesson Title</b>	<b>Focus Text</b>	<b>Theme</b>
1	The Annunciation	Luke 1:26-38	Possibilities
2	Mary Visits Elizabeth	Luke 1:39-55	Magnificat
3	Jesus Is Born	Luke 2:1-20	Hope
4	Simeon and Anna	Luke 2:22-40	Expectations
5	The Wise Men	Matthew 2:1-12	Gifts
6	Jesus Is Baptized	Luke 3:15-17, 21-22	Baptism
7	Many Follow Jesus	Luke 5:1-11; 6:12-16; 8:1-3	Disciples
8	Jesus Blesses Children	Mark 10:13-16	Belong
9	Jesus Teaches about Prayer	Matthew 6:5-15	Prayer
10	Jesus Heals a Paralyzed Man	Mark 2:1-12	Friends
11	Jesus Calms the Storm	Mark 4:35-41	Calm
12	The Widow’s Offering	Mark 12:38-44	Appearances
13	The Transfiguration	Luke 9:28-36	Identity

## YEAR GOLD • SPRING

	<b>Lesson Title</b>	<b>Focus Text</b>	<b>Theme</b>
1	The Good Samaritan	Luke 10:25-37	Neighbor
2	The Prodigal Son	Luke 15:11-32	Grace
3	The Parable of the Sower	Matthew 13:1-9, 18-23	Parable
4	Jesus the Good Shepherd	John 10:11-18	Shepherd
5	The Greatest Commandment	Matthew 22:34-40	Love
6	Luke's Holy Week	Luke 22:14-23; 23:26-56	Suffering
7	Jesus Is Risen	John 20:1-18	Surprise
8	Thomas Believes	John 20:19-31	Believe
9	The Great Commission	Matthew 28:16-20	Evangelism
10	The Holy Spirit at Pentecost	Acts 2:1-21	Spirit
11	The Early Believers	Acts 4:32-35	Share
12	Saul's Conversion	Acts 9:1-20	Encounter
13	Many Parts, One Body	1 Corinthians 12:12-31	Body

## YEAR GOLD • SUMMER

	<b>Lesson Title</b>	<b>Focus Text</b>	<b>Theme</b>
1	A Light to the Nations	Isaiah 42:1-9	Light
2	God Provides	Isaiah 55:1-9	Provide
3	False and True Fasts	Isaiah 58:1-12	Help
4	Justice and Jubilee	Isaiah 61:1-4, 8-11	Justice
5	Two Sons in the Vineyard	Matthew 21:23-32	Action
6	Ten Bridesmaids	Matthew 25:1-13	Prepare
7	The Parable of the Talents	Matthew 25:14-30	Talents
8	The Widow and the Judge	Luke 18:1-8	Persistence
9	Night and Day Prayers	1 Thessalonians 3:9-13	Encourage
10	Working Together	2 Thessalonians 3:6-13	Work
11	Pray for Everyone	1 Timothy 2:1-7	Pray
12	Faith Passed Down	2 Timothy 1:1-14	Unashamed
13	Beginning and End	Revelation 1:4-8	Almighty

## YEAR BLUE • FALL

	<b>Lesson Title</b>	<b>Focus Text</b>	<b>Theme</b>
1	Adam and Eve	Genesis 2:4-25; 3:1-24	Consequences
2	Baby Moses	Exodus 2:1-10	Safe
3	The Burning Bush and the Plagues	Exodus 3:1-15, 7:14–12:32	Go
4	The Red Sea	Exodus 14:1-30	Power
5	The Ten Commandments	Exodus 20:1-17	Law
6	Joshua	Joshua 6:1-20	Faithful
7	Ruth and Naomi	Ruth 1	Loyal
8	God Calls Samuel	1 Samuel 3:1-20	Listen
9	David Is Anointed	1 Samuel 16:1-13	Heart
10	David and Goliath	1 Samuel 17:1-49	Fearless
11	Kings David and Solomon	2 Samuel 7:1-17; 1 Kings 2:10-12, 6	Sanctuary
12	The Lord Is My Shepherd	Psalms 23	Sheep
13	Malachi's Words	Malachi 3:1-4	Messenger

## YEAR BLUE • WINTER

	<b>Lesson Title</b>	<b>Focus Text</b>	<b>Theme</b>
1	An Angel Visits Joseph	Matthew 1:18-25	Emmanuel
2	John Prepares the Way	Mark 1:1-8	Repent
3	Jesus Is Born	Luke 2:1-20	Joy
4	Boy Jesus in the Temple	Luke 2:41-52	Traditions
5	Jesus Calls Disciples	Matthew 4:18-22; 9:9-13; 10:1-4	Fishing
6	The Beatitudes	Matthew 5:1-12	Blessed
7	Jesus Walks on Water	Matthew 14:22-33	Doubt
8	The Parable of the Vineyard	Matthew 20:1-16	Generosity
9	Jesus Turns Water to Wine	John 2:1-11	Abundance
10	Mary and Martha	Luke 10:38-42	Distractions
11	Jesus Raises Lazarus	John 11:1-45	Grief
12	The Lost Sheep and Coin	Luke 15:1-10	Found
13	Jesus Heals Ten with Leprosy	Luke 17:11-19	Included

## YEAR BLUE • SPRING

	<b>Lesson Title</b>	<b>Focus Text</b>	<b>Theme</b>
1	Jesus Feeds 5,000	John 6:1-21	Miracle
2	The Woman at the Well	John 4:5-42	Water
3	Jesus Meets Zacchaeus	Luke 19:1-10	Welcomed
4	Nicodemus at Night	John 3:1-17	Eternal
5	Mary Anoints Jesus	John 12:1-8	Anoint
6	Matthew's Holy Week	Matthew 21:1-11; 27:27-66	Hosanna
7	Jesus Is Risen	Matthew 28:1-10	Tell
8	The Road to Emmaus	Luke 24:13-35	Recognize
9	The Ascension	Acts 1:6-14	Ascend
10	The Holy Spirit at Pentecost	Acts 2:1-21	Empowered
11	Peter and Tabitha	Acts 9:36-43	Devoted
12	Paul, Silas, and the Earthquake	Acts 16:16-34	Unexpected
13	Rejoice in the Lord Always	Philippians 4:1-9	Encouragement

## YEAR BLUE • SUMMER

	<b>Lesson Title</b>	<b>Focus Text</b>	<b>Theme</b>
1	Jeremiah's Call	Jeremiah 1:4-10	Known
2	Trust in the Lord	Jeremiah 17:5-10	Rooted
3	A Comforting Message	Jeremiah 31:7-14	Comfort
4	Zephaniah's Joyful Song	Zephaniah 3:14-20	Rejoice
5	The Unforgiving Servant	Matthew 18:21-35	Forgiveness
6	Sheep and Goats	Matthew 25:31-46	Service
7	Who's the Greatest?	Mark 9:30-37	Greatness
8	Abide in Love	John 15:9-17	Friendship
9	Faith like Abraham	Romans 4:13-25	Trust
10	Jews and Gentiles	Romans 15:4-13	Together
11	United in Christ	1 Corinthians 1:10-18	United
12	Chosen as God's Children	Ephesians 1:3-14	Adoption
13	New Heaven and New Earth	Revelation 21:1-6	New

# Rebekah and Isaac

## FAMILY

### GENESIS 24

#### What's happening in this story?

Abraham sends a servant to his homeland to find a wife for his son Isaac. Once the servant arrives, he waits for a woman to offer him and his camels water: a sign that she is the woman God wants Isaac to marry. When Rebekah does this, the servant asks Rebekah who she is. Rebekah turns out to be related to Abraham. This is important because it emphasizes God's covenant promise to Abraham that he would have many descendants. After the servant asks Rebekah's family for her hand, he and Rebekah return to Isaac.

#### What does this story mean for kids?

This story emphasizes the importance of trust and family relationships. Kids will hear about three different people who trusted God: Abraham, his servant, and Rebekah. Kids can think about times their family has been strengthened by trusting God. Looking at the church as a family of people trying to trust in God's activity can help kids see their church as a community that can support them through their own challenges.

#### Why this theme?

The idea of family is fundamental in God's story. We are God's people—part of God's family. God's leading the servant to a wife for Isaac ensures the continuation of Abraham's family and the fulfillment of God's covenant with Abraham. The role of family plays a foundational part in the development of God's people.

#### TEACHING TIP

Many kids worry about being seen as different or an outsider. In this lesson, you can help kids understand why it is so important to welcome everyone into God's family by first helping them understand that everyone has that same fear of being rejected.



#### GENERAL SUPPLIES

- Pencils
- Crayons
- Markers
- White paper

#### LESSON SUPPLIES

- Whirl Classroom Song CD
- Sampler
- Paper stars with names from "Abraham's Family" song
- Painter's tape
- Construction paper (large, green, precut into leaves)
- Mural paper (painted brown)
- Camera or smartphone (optional)

# WELCOME 15

## Do some kids arrive early? Try this.

Write “Rebekah and Isaac” on a sheet of white paper and set it on a table with markers. Invite kids to brainstorm pairs of things that go together and add them to the sheet (peanut butter and jelly, Bert and Ernie, thunder and lightning, etc.).

## Circle up with kids for an opening conversation.

Let’s go around the circle and name people in our family. Give each kid a chance to name two or three people in their family. Be sensitive to many different forms that family can take, and welcome all responses.

**Parents and grandparents, brothers and sisters, and aunts and uncles are all part of our immediate families. What other families are you a part of?**

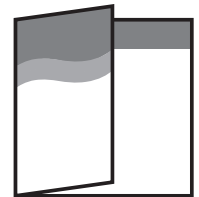
(church family, God’s family, Abraham’s family)

**Today we’re going to meet some more members of Abraham’s family when Abraham’s son Isaac marries a woman named Rebekah.**

Pray together: **Loving God, as we learn about how Rebekah was welcomed into Abraham’s family, help us to know how to welcome everyone into God’s family. Amen.**

## Pass out leaflets, crayons, and pencils.

In today’s story, Abraham’s son Isaac gets married. Who do you know who is married? How did they meet? Give kids time to respond. On your leaflet, Isaac is on one side of the maze and Rebekah is on the other side. Help Isaac get to Rebekah by completing the maze. Who else is going to help along the way? Give kids time to complete the maze. Invite older kids to help younger kids if they get stuck. Who did you pass on your way from Isaac to Rebekah? (Abraham’s servant, two camels) I wonder how Abraham’s servant and two camels help Isaac meet Rebekah. We’ll find out in today’s Bible story. Collect their leaflets until Respond.




## Gather kids around the screen where you’ll watch the video.

The kids encounter a new person in their group who seems like an outsider, and they don’t know what to do. Let’s watch how they learn to welcome her.

View Episode 4, “Weird Welcome,” on the All Kids DVD Sampler.

Ask kids these questions about the video:

- How does the ball look after Bekah gets it?
- Why do you think Bekah doesn’t talk?
- How does Mimi help the kids change their minds about Bekah?
- How do you react when you first meet someone new?
- How does our church welcome visitors in worship or Sunday school?






# HEAR 15


## Open your Whirl Kids Story & Study Bible Samplers.

Have older kids find a younger buddy. Invite them to find “Rebekah and Isaac” on page 4 of the Whirl Kids Story Bible Sampler. **Abraham and Sarah waited a long time for the baby God promised they would have, and finally, their son Isaac was born. When Isaac grows up, Abraham decides it’s time for Isaac to get married, so Abraham sends his servant on a journey to find a wife for Isaac. The servant knows that God will help him find the right person. Let’s read and find out how God shows the servant who Isaac should marry.**



Have one buddy in each pair get up onto all fours like a camel. Have the other buddy place the Story Bible Sampler on the first buddy’s flat back, like a camel carrying a load. Read the first page of the story while kids follow along. Have buddies switch spots for the second page of the story.

Read Ada and Otto’s questions and comments on each page. Then read Genesis 24:12-14 and what Ruby says about that passage on page 5 of the Whirl Kids Study Bible Sampler.



Ask these questions after you read the story:

- **Why did the servant pray to God?**
- **When did the servant realize who Isaac was meant to marry?**
- **Do you know any twins like Jacob and Esau or Ada and Otto? How are they the same? How are they different?**
- **What are some ways to pray?**
- **Abraham’s family is growing! How might your family grow?**

## Play together!

Write each name from the song “Abraham’s Family” on a paper star: Abraham, Sarah, Isaac, Rebekah, Jacob, Rachel, Joseph, Ruth, Jesse, David, Solomon, Joseph, Mary, and Jesus. Mix up the stars and place them on a big table or open space on the floor. **Which members of Abraham’s family have we learned about so far?** (Abraham, Sarah, Isaac, Rebekah, Jacob, and Esau) **This is just the beginning! We are all part of Abraham’s family!** Play the song “Abraham’s Family,” track 1 on the Whirl Classroom Song CD Sampler. While the song plays, invite kids to work together to arrange the stars in order of how they’re named in the song. Older kids can help younger kids read each name. To make it even more challenging, have kids arrange the names in a family tree.

### BIBLE BIT

God communicates with the people in many different ways, including through a woman giving water to camels, dreams, casting lots, a burning bush, and more!

### WATCH IT AGAIN

If you watch the video again, have kids count how many characters are in the diorama at the very end of the video. Who might they all be?

### OUR CHURCH

Find out all the ways new people join your church (birth, adoption, marriage, visiting, etc.). How could your group help welcome new people?

# RESPOND 10

## Pass out leaflets, markers, construction paper leaves, and painter's tape.

Unfold and tear off leaflet square.

1. Tape a large piece of mural paper, painted brown, to the wall or floor as a large tree trunk.
2. **What families have we been talking about today?** (immediate and extended families, Abraham's family, church family) **We are part of all those families, and we are all part of Abraham's family. Now we're going to work together to make a big "Abraham's Family" family tree.**
3. Help younger kids find an older buddy and vice versa. Invite kids to fold the dark blue triangles back along the black dotted line so only the green leaf is visible. Older buddies can help younger buddies fold.
4. **On your leaf, write your name in big letters. On two or three other construction paper leaves, write the names of other members of God's family. They can be people in your immediate family, church family, school family, or another group. Share with your buddy the names you are writing down and how you know those people.** Older buddies can help younger buddies write names as needed.
5. **Take turns taping your leaflets and construction paper leaves to the top of the trunk to make a big, leafy family tree.**
6. **Look at how many people we know who are part of God's family! There are many more too! Let's say together, "We are all part of Abraham's family and God's family!"**
7. Optional: Take a picture of your kids standing around your "Abraham's Family" family tree and post it to your church's social media page.
8. Take leaflets down and return them to each kid to take home.

# LAUNCH 10

## Circle up with kids for a quick review.

Abraham's servant traveled a long way to find a wife for Isaac, and Rebekah traveled a long way to become part of Abraham's family. Abraham's family grew in today's story and continues to grow today. What is your favorite part of being in Abraham's family?

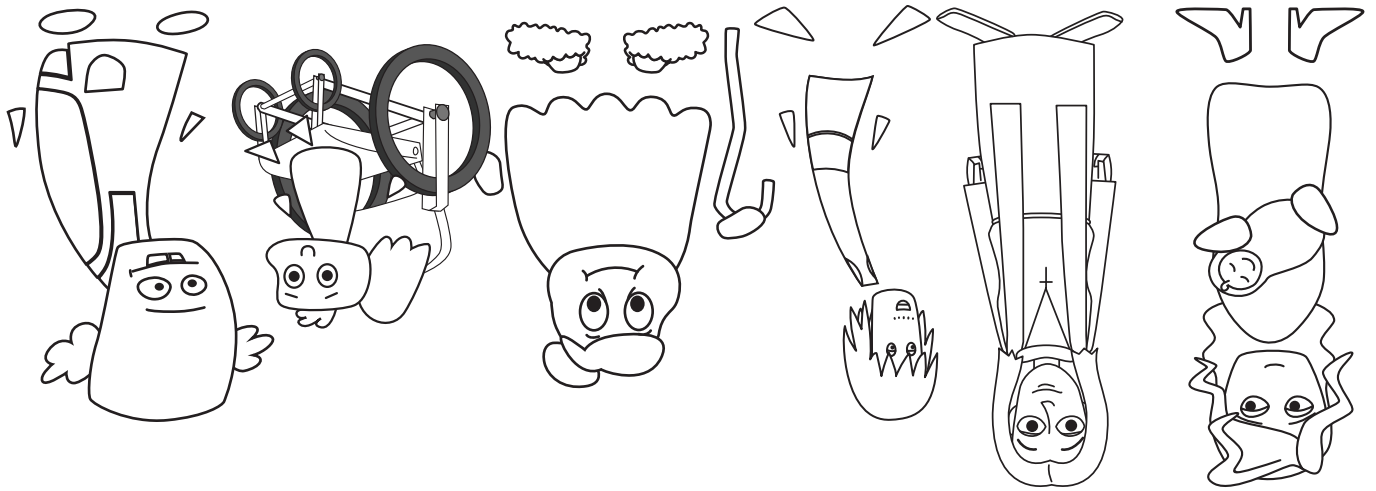
## Pass out leaflet panels, markers, and crayons.

We can help Abraham's family grow by inviting people to be part of our church family. The words on our leaflet say "You're invited!" In the space around the words, design an invitation to church that you could share with others. What words and pictures do you use to describe our church?

## Send kids out with a blessing.

Circle up with kids. **God blesses all of us. And that means me** (place a hand on your chest). **And that means you** (place your other hand on the shoulder of the kid next to you). Each kid passes the blessing by repeating those words and actions. When the blessing makes it back to you, say, **Go and bless the world.**

Thank kids for coming today. Remind them of the Family Square on the other side of the leaflet.



ABRAHAM AND ISAAC WELCOMED REBECCA INTO THEIR FAMILY.  
 Who is a part of your church family? Circle everyone who can be a part of our church family.

Fold here Whit! All Kids Leader Guide Sampler, wearesparkhouse.org, © 2018 Sparkhouse. All rights reserved. May be reproduced for local use only, provided each copy carries this notice.

Fold here

# Rebekah and Isaac

**TODAY'S THEME IS FAMILY.**




Pre-Reader




**WHAT DOES YOUR FAMILY LOOK LIKE?**

Draw a picture of them!



# Abraham and Isaac were happy to meet Rebekah.

Draw a line to have the empty picture meet the complete picture.

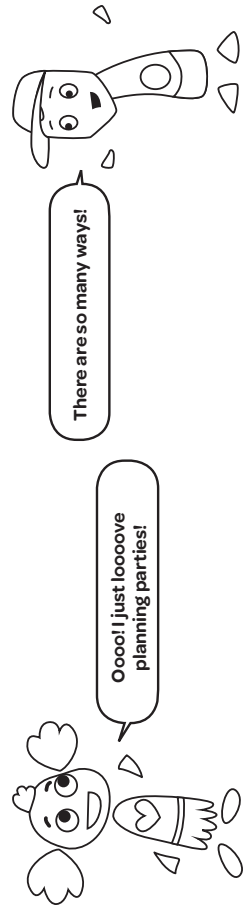


Today our church family prays for...

# Abraham and Isaac invited Rebekah into their FAMILY.

How do you welcome people into your family and your church?  
Circle the words that match what your church does.

- party
- laughter
- jokes
- books
- letters
- food
- pictures
- cards
- hugs
- Bibles
- gifts
- cake
- prayers
- crafts
- talking



# Rebekah and Isaac



Reader

## TODAY'S THEME IS FAMILY




Do all families look the same? How are they similar?  
How are they different? Write what you think!

---



---


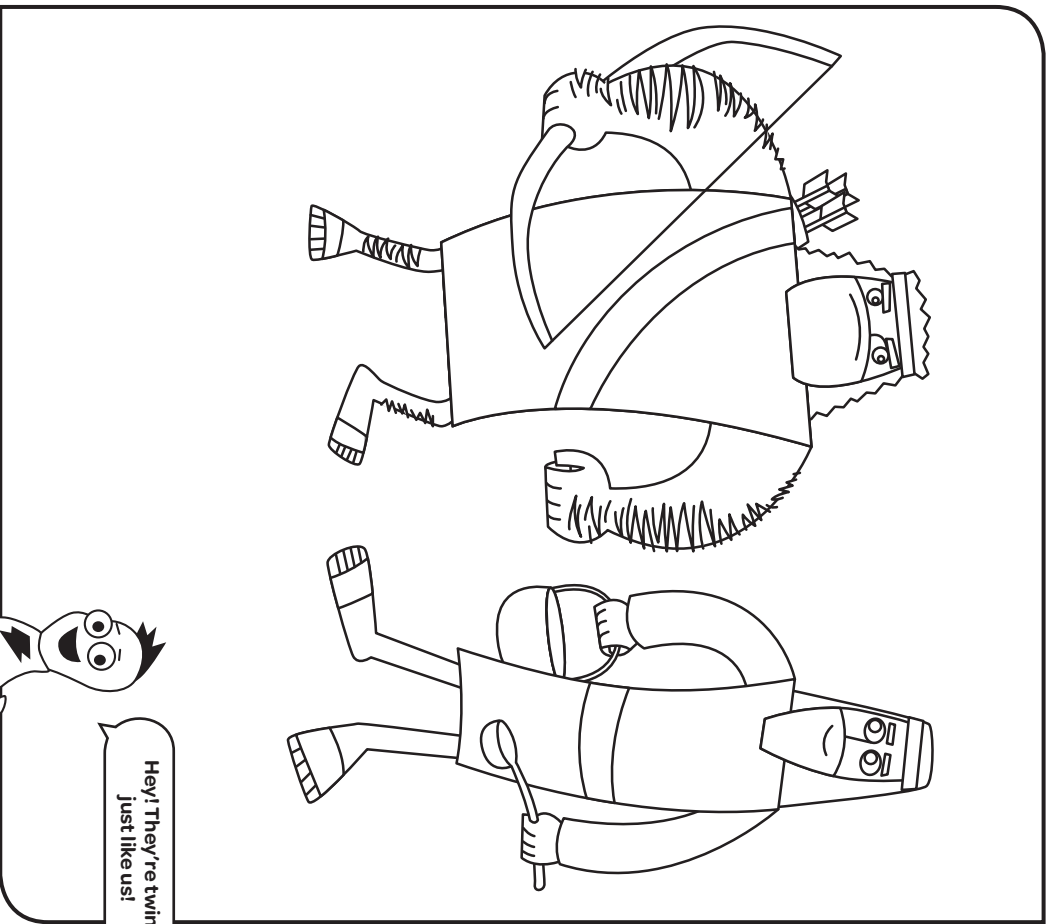


Fold here

Fold here Whirl All Kids Leader Guide Sampler. wearesparkhouse.org. © 2018 Sparkhouse. All rights reserved.  
May be reproduced for local use only, provided each copy carries this notice.

# Jacob and Esau were twins, but they were very different.

Circle the differences between the two pictures.



Today our church family prays for...

# Rebekah and Isaac



When Isaac and Rebekah got married and had twin sons, God's family grew!  
Who is in your family?

