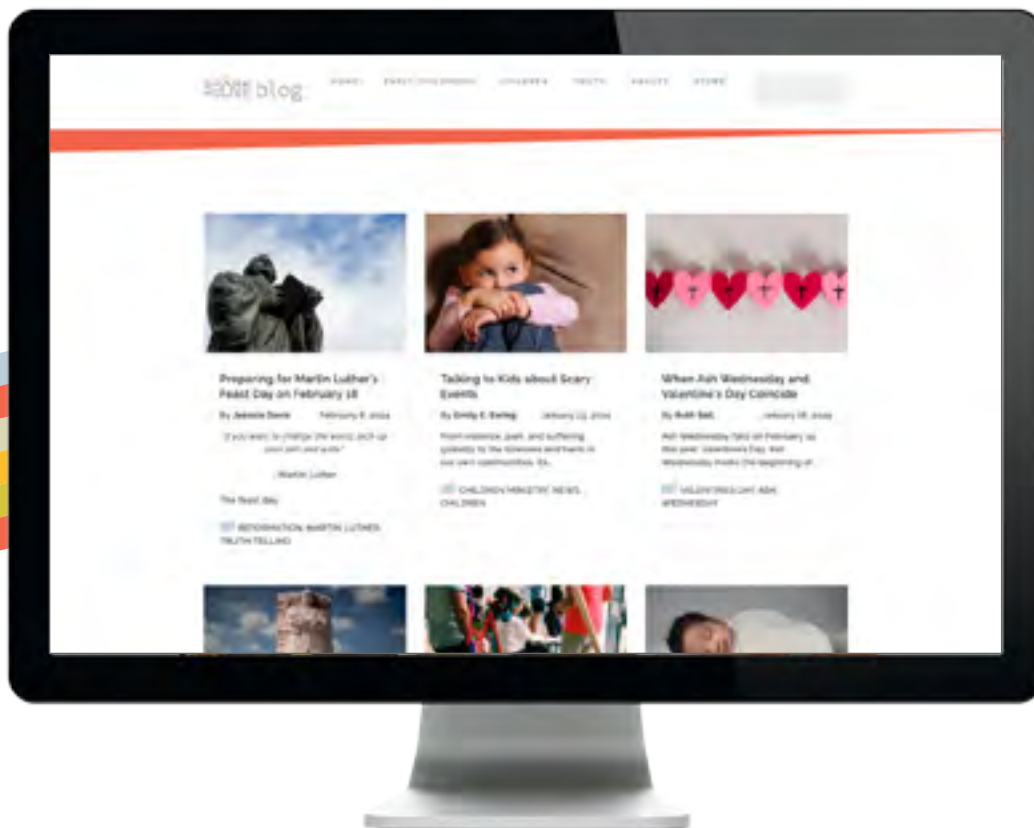




Sparkhouse Blog



Featuring articles with inspiration, tips, and experiences from ministry leaders, the Sparkhouse blog offers support for you and your ministry.

→ Early Childhood
→ Children

→ Youth
→ Adults

→ General Ministry
→ Current Events

wearesparkhouse.org/blog

Stay connected with Sparkhouse!

Follow us on social media [@wearesparkhouse](https://twitter.com/wearesparkhouse)

Webinars: wearesparkhouse.org/webinars

Free resources: wearesparkhouse.org/resources





Kids, youth, and adults love Sparkhouse.
You and your leaders will too!

See what's inside for ALL ages!

Early Childhood **4–9**

Frolic 4–9

Children **10–25**

Spark: Activate Faith 10–15

Whirl 16–20

Holy Moly 22–23

Connect 24–25

Sparkhouse Digital **26–29**

Sparkhouse in the Summer **30–35**

Sparkhouse Bibles **36–38**

Youth **39–61**

Colaborate 39–44

Re:form 45–49

Gifts for Grads 50–55

Echo the Story 56–59

T.B.D.: Think. Believe. Do. 60–61

Wholeness & Holiness 62–63

Adults **64–67**

Animate 64–65

Dialogues On 66–67

Need help exploring and choosing the best resources for your faith formation ministry? Contact our customer service team at **877-702-5551**.


Prices subject to change.

Frolic

Birth–Age 5

Little Steps. Big Faith.

Drawing on brain science as well as theology, Frolic was designed by early childhood experts to build faith through play in babies, toddlers, and young children from birth to age five.



“ After using the Frolic curriculum as a preschool Sunday school curriculum (birth to kindergarten) along with their parents, that class had the most growth in number of kids attending. The little ones really loved coming to Sunday school using this format and materials.

”

Learn more at
wearesparkhouse.org/frolic



LITTLE STEPS. BIG FAITH.™



Frolic Nursery

helps you create an intentional church nursery from birth through age three.



Frolic Family

offers parent-child Faith Classes and resources to connect with young families in your church community.



Frolic Preschool

is a Sunday school to help your three- to five-year-olds learn Bible stories and faith concepts through play!

Why choose Frolic?



Uniquely created for young children

Developed by early childhood experts, Frolic resources introduce little ones to faith concepts in age-appropriate ways. Yes, even starting at birth!



Focuses on learning at their level

Frolic's curriculum focuses on helping young children explore Bible stories and faith concepts in the way they know best—through play!



Connects church and home

Frolic's resources make it easy to engage with busy parents, build community among young families, and extend faith formation to the home.

Frolic Nursery

Intentional church nursery ministry designed for infants, toddlers, and their church nursery caregivers

Frolic Nursery offers an array of resources for brief lesson times, music, nursery decor, and take-home pieces.

How it works

Frolic Nursery builds faith among your little ones from birth through age three. Frolic Nursery resources include a Nursery Coordinator Guide, nursery enrichments, and age-appropriate books to help young children take little steps to big faith.

- Use the 44 mini lessons in the Nursery Coordinator Guide to lead story time with little ones using the Frolic First Bible, Board Books, and Storybooks.
- Accent your nursery with posters and music to establish an intentional place of faith.
- Offer reproducible pages and cards to parents at pick-up time to make connections between church and home.

Created for churches who . . .

- want to transform their nursery into a place of intentional faith formation;
- seek to engage their little ones in Bible stories and themes in developmentally appropriate ways.



Nursery Coordinator Guide

\$44.99; buy one per leader



Nursery Poster Pack

\$18.99; buy one set per nursery



Faith Development Poster Pack

\$18.99; buy one set per nursery



Frolic First Bible

\$14.99; buy one per nursery



Board Books

\$6.99 each; buy one set per nursery



Storybook Paperback Edition Packs

\$9.99 individual title 5-packs

\$26.99 complete 13-book set



Nursery Music CD

\$16.99; buy one per nursery

Prayer Cards

\$7.99 each (includes 56 cards)

Nursery Cards

Series 1 & 2

\$7.99 each (includes 56 cards)

Frolic Family

Parent-focused curriculum to build community and extend faith from church to home

Frolic Family includes are parent-child classes that introduce Bible stories and faith concepts to young children and their caregivers. Parents and children gather together to sing, pray, play, and connect during each Faith Class.

How it works

Each Frolic Family lesson follows the same plan:

- Gather Time: Parents and children are welcomed.
- Story Time: The leader reads a Bible story and asks questions.
- Play Time: Children and parents explore developmentally appropriate play centers.
- Send Time: Leaders, parents, and children gather to pray and say goodbye.

Created for churches who . . .

- want to encourage and support the families of young children to nurture faith and build relationships with other parents;
- see the need to help parents feel connected and welcome in the church.



Leader Guide

\$20.99; buy one per leader



Bible Story Poster Packs

\$17.99 per pack; buy one of each pack per classroom



Frolic First Bible

\$14.99; buy one per family



Monthly Newsletter

Ages 1–36 months:

\$25.99 per child

Ages 37–60 months:

\$21.99 per child



Board Books

\$6.99 each; buy one set per classroom



Storybook Paperback Edition Packs

\$9.99 individual title 5-packs

\$26.99 complete 13-book set



Faith Music CD

\$14.99; buy one per classroom



Prayer Cards

\$7.99 each (includes 56 cards)

Nursery Cards

Series 1 & 2

\$7.99 each (includes 56 cards)



froljc

LITTLE STEPS. BIG FAITH.™



Available in individual title 5-packs and as a complete 13-book set.

Frolic Storybook Collection

Paperback Edition

Frolic storybooks present common early childhood challenges encountered by the charming Frolic friends. Using the faith practice of prayer, each friend manages the challenge and finds a solution.

Designed to accompany the Frolic Nursery, Frolic Family, and Frolic Preschool curricula.

A wonderful gift for families with young children.



Frolic Preschool

Two-year Sunday school curriculum for children
ages three to five

Frolic Preschool is a play-based Sunday school curriculum that helps young children experience Bible stories and faith-based storybooks in meaningful, memorable ways.

How it works

Each Frolic Preschool lesson follows the same plan:

- Gather Time: Children are welcomed and invited to play.
- Play Time: Children enjoy free play time at one or more creative play spaces.
- Song and Story Time: Leaders and children sing songs from the Frolic Preschool Music CD and experience a story. The Leader Guide and storytelling poster give ideas for lively storytelling, creative questions, and a prayer.
- More Play Time: Children play some more, color a coloring page, and explore a story sheet that includes family ideas to extend learning at home.
- Send Time: Leaders and kids gather together to say goodbye. Kids are sent home with their story sheets.

Created for churches who . . .

- are ready to build a more intentional, robust preschool Sunday school;
- want to introduce preschoolers to developmentally appropriate Bible stories and themes.



Leader Guide

\$20.99; buy one per leader
per unit



Storytelling Poster Packs

\$17.99; buy one per classroom
per unit



Story Sheets and Stickers

\$7.99; buy one per child per unit



Frolic Preschool Bible

\$14.99; buy one per child



Storybook Paperback Edition Packs

\$9.99 individual title 5-packs
\$26.99 complete 13-book set



Preschool Music CD

\$16.99; buy one per classroom

Spark: Activate Faith

Age 2–Grade 6

Activate faith and build biblical literacy with our most comprehensive Sunday school curriculum

With these comprehensive, Bible-based curriculum options, you can choose to follow the lectionary or the arc of the biblical narrative, or you can dive deep into individual stories with several workshops in the Rotation model. Whatever you choose, Spark: Activate Faith will give you lots of flexibility and ensure your kids are building biblical literacy.



“

A wide variety of teaching choices appeal to my variously gifted teachers. The kids really know and remember these stories after hearing them for five or six weeks.

”

Learn more at
wearesparkhouse.org/spark



Spark: Activate Faith Lectionary

corresponds with the Revised Common Lectionary in a three-year curriculum—helping kids get more out of both worship and Sunday school.



Spark: Activate Faith Classroom

helps kids experience the salvation story each year in a two-year cycle, exploring key stories from Genesis to Paul's letters.



Spark: Activate Faith All Kids

brings kids of all ages together in one classroom to experience a Bible-based Sunday school.



Spark: Activate Faith Rotation

introduces kids to 48 Bible stories through a workshop-based model.

Why choose Spark: Activate Faith?



Select one of four models to fit your context

Create a Sunday school program that works for your church with Spark, which is available in four comprehensive Sunday school models—Lectionary, Classroom, All Kids, and Rotation.



Engage kids with hands-on learning

Use lessons packed with lively Bible storytelling, interactive leaflet activities, and creative crafts to help your kids engage in the Bible story and learn.



Prepare your leaders

Support your leaders with multiple resources from the Spark curriculum, including leader guides, lesson preparation videos, and additional supplemental content—making it easy to bring your new volunteers on board!



Spark Lectionary

Build biblical literacy while connecting worship and Sunday school

This activity-filled Sunday school follows the Revised Common Lectionary, connecting Sunday school and worship and helping kids get more out of both.

How it works

Every Spark lesson is based on an age-appropriate lesson focus statement and follows a four-part sequence: Gather, Open the Bible, Activate Faith, and Send.

- In Gather, kids learn about the church year season, do a welcoming activity, and pray.
- In Open the Bible, kids explore a story together in their Spark Bibles.
- In Activate Faith, kids experience creative activities that integrate Bible learning with everyday life.
- In Send, kids finish with a closing activity and prayer.

Created for churches who . . .

- follow the Revised Common Lectionary and want readings from worship to match up with Bible stories kids hear in Sunday school;
- want to build a lasting foundation of faith and Bible engagement for kids;



Leader Guide

\$11.99; buy one per leader per quarter



Learner Leaflets

\$6.79; buy one pack per student per quarter



Director CD-ROM

\$38.99; buy one per quarter



Spark Story Bible: Sunday School Edition

\$24.99; buy one per student age 2–grade 2



Lesson Prep DVD

\$16.99; buy one per leader per quarter



Spark NRSV Bible

\$24.99 paperback;
\$26.99 gift edition;
buy one per student grades 3–6



Spark Songbook

\$26.99; buy one



Spark Song CD

\$24.99; buy one

Spark Classroom

Build biblical literacy by exploring key stories from the Old and New Testaments in a two-year cycle

This activity-filled Sunday school curriculum follows the salvation story from start to finish, helping kids explore key Bible stories from both the Old and New Testaments every year and varying the stories on a two-year cycle.

How it works

Every Spark lesson is based on an age-appropriate lesson focus statement and follows a four-part sequence: Gather, Open the Bible, Activate Faith, and Send.

- In Gather, kids do a welcoming activity and say an opening prayer.
- In Open the Bible, kids explore a story together in their Spark Bibles.
- In Activate Faith, kids experience creative activities that integrate Bible learning with everyday life.
- In Send, kids finish with a closing activity and prayer.

Created for churches who . . .

- plan Sunday school to cover the salvation story arc each year, starting with Old Testament stories in the fall and using New Testament stories in the winter and spring;
- want to build a lasting foundation of faith and Bible engagement for kids;



Leader Guide

\$11.99; buy one per leader per quarter



Director CD-ROM

\$38.99; buy one per quarter



Lesson Prep DVD

\$16.99; buy one per leader per quarter



Spark Songbook

\$26.99; buy one



Spark Song CD

\$24.99; buy one



Learner Leaflets

\$6.79; buy one pack per student per quarter



Spark Story Bible: Sunday School Edition

\$24.99; buy one per student age 2–grade 2



Spark NRSV Bible

\$24.99 paperback;
\$26.99 gift edition;
buy one per student grades 3–6

Spark All Kids

Engage students in a multi-age Sunday school setting with a two-year curriculum

Created especially for small churches with a one-room schoolhouse model of Sunday school, Spark All Kids offers opportunities for older kids to mentor younger kids while engaging all ages in the K–grade 5 range.

How it works

Every Spark lesson is based on an age-appropriate lesson focus statement and follows a four-part sequence: Gather, Open the Bible, Activate Faith, and Send.

- In Gather, kids do a welcoming activity and say an opening prayer.
- In Open the Bible, kids explore a story together in their Spark Bibles.
- In Activate Faith, kids experience creative activities that integrate Bible learning with everyday life.
- In Send, kids finish with a closing activity and prayer.

Created for churches who . . .

- have a one-room model of Sunday school;
- want to cover the full biblical narrative each year with Old Testament stories in the fall, New Testament stories in the winter and spring, and a combination of the Old and New Testaments in the summer;
- want to build a lasting foundation of faith and Bible engagement for kids.



Leader Guide

\$25.99; buy one per quarter



Learner Leaflets

\$6.79; buy one pack per student per quarter



Spark Songbook

\$26.99; buy one



Spark Story Bible: Sunday School Edition

\$24.99; buy one per student age 2–grade 2



Spark Song CD

\$24.99; buy one



Spark NRSV Bible

\$24.99 paperback;
\$26.99 gift edition;
buy one per student grades 3–6

To get samples, see the scope and sequence, and order now, visit wearesparkhouse.org/sparkallkids

Spark Rotation

Build biblical literacy by diving deep into Bible stories with eight rotation workshops

All 48 Bible stories covered in Spark Rotation have eight workshops each for lower elementary, upper elementary, and all kids. Each story also comes with six weeks of self-contained 50-minute preschool lessons.

How it works

A 10-minute large group opening is followed by 40 minutes of workshops (Art, Bible Skills and Games, Cooking, Creative Drama, Digital Media and Technology, Music, Science, and Video).

- In Gather, kids do a welcoming activity and say an opening prayer.
- In Open the Bible, kids explore a story together in their Spark Bibles.
- In Activate Faith, kids experience creative activities that integrate Bible learning with everyday life.
- In Send, kids finish with a closing activity and prayer.

Created for churches who . . .

- currently use Rotation Sunday school or are looking to start this model;
- want Rotation activities that are Bible based, age appropriate, and fun for kids;
- want to include preschoolers in the Rotation experience in age-appropriate ways.



Leader Guide

\$46.99; buy one per story



Spark Story Bible: Sunday School Edition

\$24.99; buy one per student
age 2–grade 2



Director CD-ROM

\$14.99; buy one per story



Spark NRSV Bible

\$24.99 paperback;
\$26.99 gift edition;
buy one per student grades 3–6



Spark Songbook

\$26.99; buy one




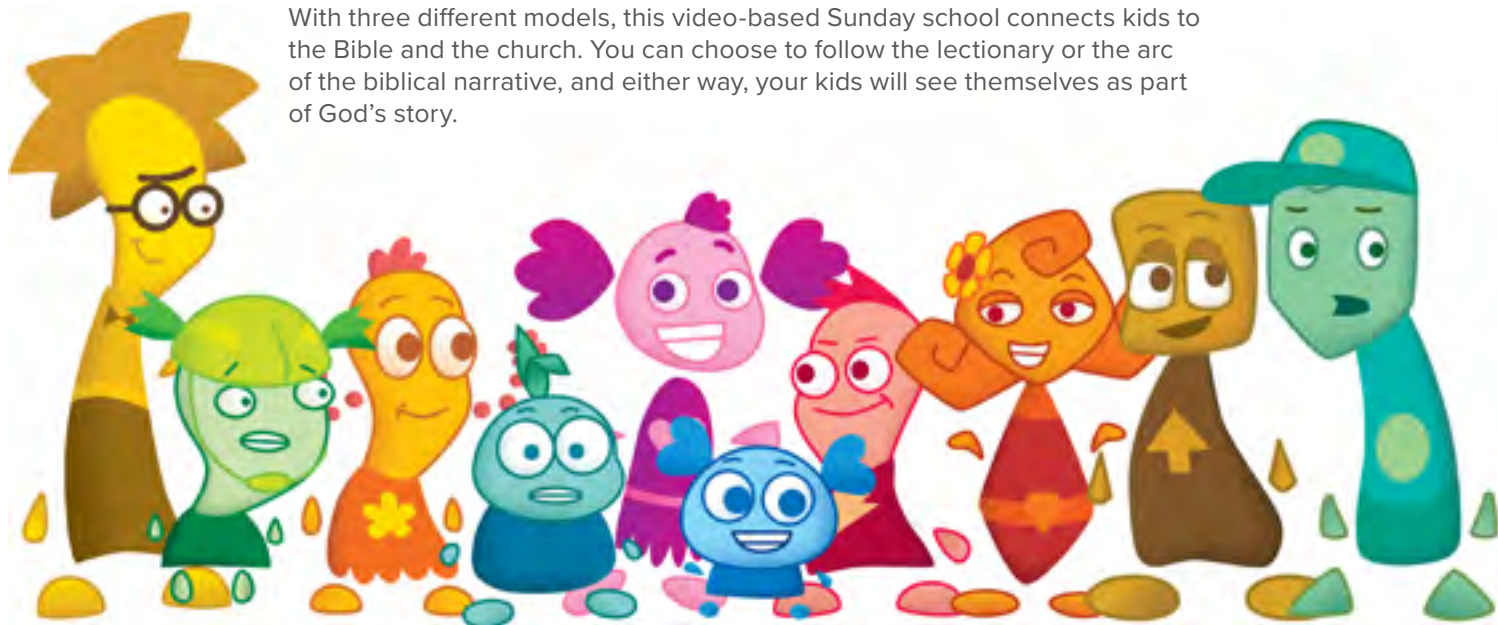
Spark Song CD

\$24.99; buy one

To get samples, see the scope and sequence, and order now, visit wearesparkhouse.org/sparkrotation

Try this spin on Sunday school that connects kids to the church

With three different models, this video-based Sunday school connects kids to the Bible and the church. You can choose to follow the lectionary or the arc of the biblical narrative, and either way, your kids will see themselves as part of God's story.



“

Love this series, especially the video. It captures the kids' attention, is just the right length, and explains the lectionary in a way the kids understand. There is also humor thrown in for the adults. I like that this program is activity based, not craft based.

”

Learn more at
wearesparkhouse.org/whirl

Whirl



Whirl Lectionary

connects kids to the seasons and practices of the church.



Whirl Classroom

brings the salvation story to life with characters who meet kids where they are to help them learn.



Whirl All Kids

offers a journey through the salvation story with leadership and mentoring opportunities for kids in a multi-age classroom setting.

Why choose Whirl?



Use videos to engage your classroom

Speak to kids through videos featuring animated characters modeling what it's like to go through the questions and challenges of living out faith.




Teach kids about the Bible with concepts designed for their level

Engage your kids with easy-to-follow lessons based on Bible stories they explore in their Whirl Bibles, along with the animated characters featured in each Whirl lesson.



Extend learning from Sunday school to home

Help kids and families explore the Bible at home with Whirl learner sheets containing a family take-home page with seven activity suggestions that relate to the week's lesson.



Whirl Lectionary

Lectionary-based lessons that connect kids with church life

This video-based Sunday school follows the Revised Common Lectionary, connecting Sunday school and worship and helping kids get more out of both.

How it works

Every Whirl lesson follows a four-part sequence: Welcome, Hear, Respond, and Launch.

- In Welcome, kids find where they are in the church year, interact with the wall chart, and do a leaflet activity together. Then they watch an engaging video with the animated Whirl kids.
- In Hear, kids dive into the day's lectionary reading in their Story Bible or NRSV Bible.
- In Respond, kids use leaflets to connect the Bible story with a broader theme that applies to their own lives.
- In Launch, kids review the lesson and are sent home with family-friendly activities on the leaflet's family square.

Created for churches who . . .

- follow the Revised Common Lectionary and hold worship services attended by all ages;
- want to connect kids to the seasons of the church year by immersing them in the richness of the lectionary.




Leader Pack

\$12.99; buy one per leader per quarter



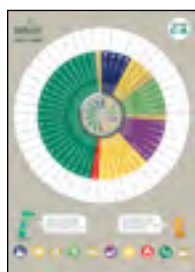
Director Guide

\$32.99; buy one per quarter



DVD

\$26.99; buy one per classroom per quarter



Wall Chart

\$19.99; buy one per classroom grades 1–6



Song CD and Songbook

\$24.99 CD; buy one
\$25.99 Songbook; buy one



Learner Pack

\$7.29; buy one per student per quarter



Whirl Story Bible: Lectionary Edition

\$24.99; buy one per student PreK–grade 2



Whirl Lectionary Bible NRSV

\$24.99 paperback;
\$26.99 hardcover;
buy one per student grades 3–6

Whirl Classroom

Bible-centered Sunday school that's relevant to kids and relatable to life

This video-based Sunday school curriculum follows the salvation story from start to finish, helping kids explore key Bible stories from both the Old and New Testaments every year and varying the stories on a two-year cycle.

How it works

Every Whirl lesson follows a four-part sequence: Welcome, Hear, Respond, and Launch.

- In Welcome, kids warm up with a conversation, prayer, and leaflet activity. Then they watch an engaging video with the animated Whirl kids.
- In Hear, kids dive into the Bible and interact with the wall chart.
- In Respond, kids use leaflets to connect the Bible story with a broader theme that applies to their own lives.
- In Launch, kids review the lesson and are sent home with family-friendly activities on the leaflet's family square.

Created for churches who . . .

- want kids to cover key Bible stories from Genesis to Revelation each Sunday school year;
- appreciate their kids' laughter as they relate to the Whirl video characters who bring faith themes to life.



Leader Pack

\$12.99; buy one per leader per quarter



Director Guide

\$30.99; buy one per quarter




DVD

\$26.99; buy one per classroom per quarter



Lower Wall Chart

\$19.99; buy one per classroom PreK–grade 2



Upper Wall Chart

\$19.99; buy one per classroom grades 3–6



Song CD and Songbook

\$24.99 CD; buy one
\$23.99 Songbook; buy one



Learner Pack

\$7.29; buy one pack per student per quarter



Whirl Kids Story Bible

\$24.99; buy one per student PreK–grade 2



Whirl Kids Study Bible

\$24.99 paperback; buy one per student grades 3–6

Whirl All Kids

Bring kids grades K–5 together in one classroom to learn about the Bible

Created especially for small churches with a one-room schoolhouse model of Sunday school, Whirl All Kids offers opportunities for older kids to mentor younger kids while engaging all ages from K through grade 5.

How it works

Every Whirl All Kids lesson follows a four-part sequence:

- In Welcome, kids and leaders warm up with conversation, a prayer, and a leaflet activity, then watch an engaging video featuring the animated Whirl kids.
- In Hear, kids explore the day's story by diving into the Whirl Kids Story Bibles and Whirl Kids Study Bibles. Then they play together during a game or activity.
- In Respond, kids use the leaflet activity to see how the Bible story is connected to a broader theme and how it applies to their own lives.
- In Launch, kids review the lesson, say a blessing, and are sent home with family-friendly activities.

Created for churches who . . .

- have a multi-age model of Sunday school;
- want kids to cover key Bible stories from Genesis to Revelation each year;
- appreciate their kids' laughter as Whirl video characters bring faith themes to life.



Leader Guide

\$26.99; buy one per quarter




DVD

\$26.99; buy one per quarter



Song CD and Songbook

\$24.99 CD; buy one
\$25.99 Songbook; buy one



Learner Pack

\$7.29; buy one pack per student per quarter



Whirl Kids Story Bible

\$24.99; buy one per student K–grade 2



Whirl Kids Study Bible

\$24.99 paperback; buy one per student grades 3–6

To get samples, see the scope and sequence, and order now, visit wearesparkhouse.org/whirlallkids



Perfect
for families
with kids
ages 3-12

Families Celebrate Summer

Families Celebrate Summer is a colorful deck of 56 cards full of faith-based activities, rituals, reflections, and other ideas for families to try at home and on the go. Cards can be used all summer long.

Each card is color coded to show activity type:

RED
for
specific days

ORANGE
for
at-home fun

YELLOW
for
ideas during travel

GREEN
for
rituals to try

BLUE
for
acts of service

Learn more at
wearesparkhouse.org/familiescelebratesummer

Makes a
great gift for
families in your
congregation.

Last Day

Invite your friends
Bonfire to kick off
around a fire pit, c
fire. Roast marsh
school papers you v
After Jesus was r
with two followe
how their hearts v
them (Luke 24
observe fire safe
a water ho

Boo-boo E

Summers can be fu
bites, and blisters. E
a bandage over a sun
make the mark of th
you say this

God, bless and he
Ame

Don't forget to seal t
healing kiss near

Encouraging Chalk Walk

Follow the instructions of the apostle
Paul in 1 Thessalonians 5:11 and go
on a mission to write uplifting notes
to neighbors. Target walkways and
driveways to write specific notes with
sidewalk chalk for friends or inspire
passersby with colorful messages like,
"You're not alone!" or "Have a great
day!" Simple notes and happy drawings
can turn around even the most
difficult days.

Capture your kids' imaginations with illustrated retellings of essential Bible stories

Holy Moly brings the Bible to life through creativity and visual storytelling—using imagination to help your kids learn about the Bible.



“

Our church has used Holy Moly for years! The use of gibberish for language allows the children to fill in the blanks about what is going on, the very noticeable coloring in of the characters leaves them all understanding that the human finally realized God was with them, (although we knew God was with them all the time). They understand, they remember and they look forward to it each week! And just as a side note- for me, Holy Moly is like nothing else out there! I lead an adult Imaginative Prayer group twice a week and I can't get the little images of our flat Holy Moly friends out of my brain most weeks. It's ridiculously good!

”

Why choose Holy Moly?



Engage through imagination

Listen to the Bible story with characters speaking the Holy Moly language, giving kids the power to tell the story in their own words.



Focus on hands-on learning

Give kids an opportunity to explore the Bible through interactive games and crafts to engage in the Bible story.



Follow the salvation story arc

Explore Bible stories across the Old and New Testaments, focusing on key lessons that include important seasonal themes.



How it works

Each Holy Moly lesson follows a four-part sequence: Discover, Relate, Connect, and Create.

- In Discover, the leader introduces the characters in the Bible story for the day, and the kids watch the video.
- In Relate, kids discuss what they saw in the video.
- In Connect, kids read the Bible story in the Holy Moly Bible Storybook or Connect Bible.
- In Create, kids do a craft or activity related to the day's Bible story.

Created for churches who . . .

- are looking for a fresh and fun way to engage kids with their favorite Bible stories;
- want a curriculum that will draw kids into God's Word in creative and vibrant ways.



Leader Pack

\$12.99 for 12-lesson units;
buy one per leader

\$8.99 for 4-lesson units;
buy one per leader



DVD

\$41.99 for 12-lesson units;
buy one per classroom

\$31.99 for 4-lesson units;
buy one per classroom



Learner Packs

\$6.99 for 12-lesson units; buy
one per student

\$4.99 for 4-lesson units; buy one
per student



Holy Moly Bible Storybook

\$9.49 for 12-lesson units; buy
one per student grades K–2

\$7.49 for 4-lesson units; buy one
per student grades K–2



Connect NRSV Bible

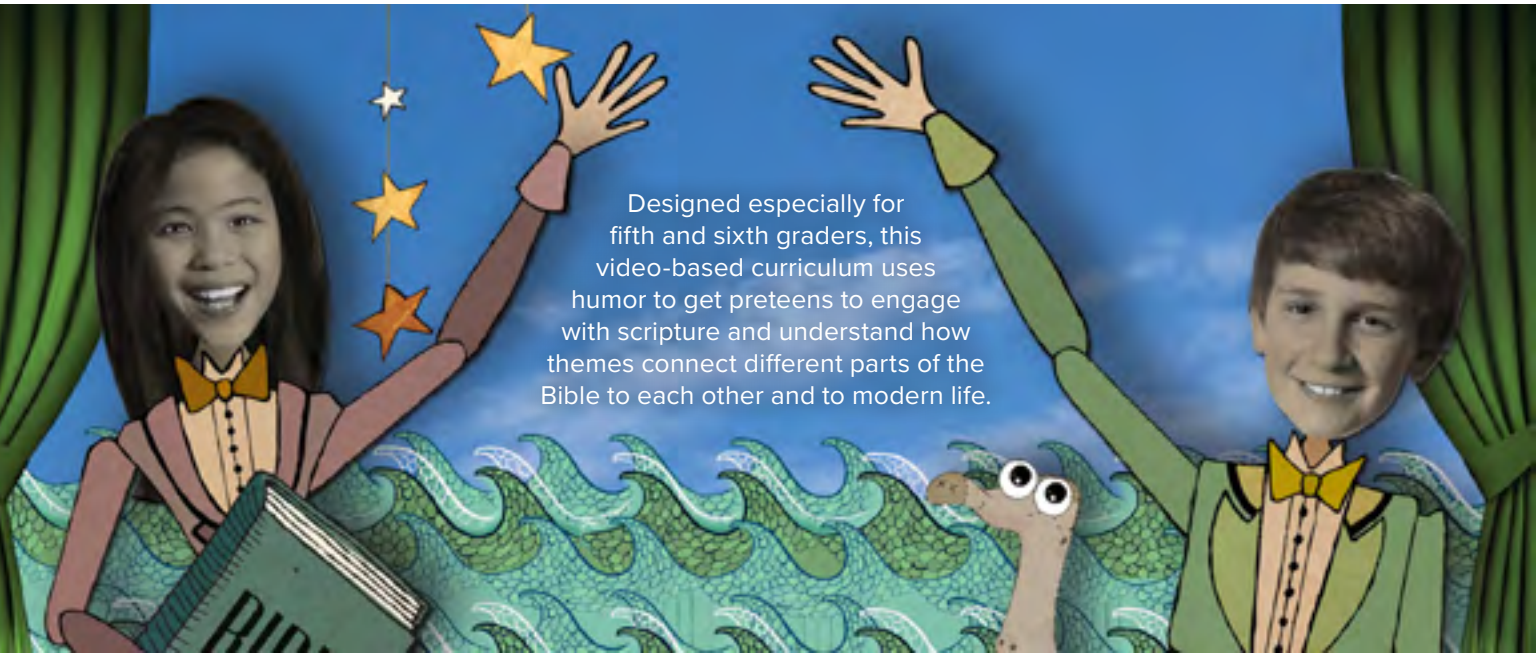
\$24.99 paperback;
buy one per student grades 3–4

Holy Moly learner resources are going digital!

Purchase the digital download of each unit's leaflets to make as many (or few) copies as you need from week to week.



Engage preteens in God's big story



Designed especially for fifth and sixth graders, this video-based curriculum uses humor to get preteens to engage with scripture and understand how themes connect different parts of the Bible to each other and to modern life.



Our youth love the goofy videos that come with the curriculum. The lesson challenges them to ask important questions about faith, integrity, and God's character.



Why choose Connect?



Relate to preteens with content they understand

Create relevance for tweens through visual content and instant activities. Each theme directs preteens to scripture passages so they can get the big picture of the Bible.



Combine humor with teachings from the Bible

Capture tweens' attention with witty videos that offer a new approach to familiar Bible stories.



Build understanding around key Bible themes

Use a Bible-centered approach to explore themes found throughout the Bible's greatest stories.

CONNECT



How it works

Every Connect lesson follows a three-part sequence: See, Explore, and Make.

- In See, preteens watch an animated video that explores a key biblical theme.
- In Explore, they read, highlight, and sketch in their Connect Bibles as they search for passages that relate to the theme.
- In Make, they relate themes to their own lives with lively activities and projects on the Learner Sheet that get them creating, collaborating, and connecting.

Created for churches who . . .

- want a relevant, engaging curriculum for their preteens that is different than what younger children experience in Sunday school;
- focus on preparing preteens to enter youth group with a solid understanding of the biblical narrative.



Leader Guide

\$12.99 per unit;
buy one per leader



DVD

\$25.99 per unit;
buy one per classroom



Learner Sheets

\$5.99 per unit;
buy one per student




Connect NRSV Bible

\$24.99 paperback;
buy one per student



Sparkhouse Digital includes unlimited access to leader resources, videos, music, reproducibles, and exclusive extras for curriculum in early childhood, children, and youth. A subscription includes administrative access for directors to use the built-in planning tools to choose and assign curriculum, as well as full access for leaders to download and stream unlimited resources.

Newly published resources and exclusive extras are added regularly to each age level in Sparkhouse Digital. Popular Sparkhouse Digital exclusive extras include seasonal Digital Activity Kits for each age level, At the Movies youth discussion guides, children's messages, posters, Advent and Lent extras, and more.



Try it free for 30 days at
SparkhouseDigital.org

Early Childhood

A subscription to **Sparkhouse Digital Early Childhood** includes nursery, family, and preschool resources for birth to age 5.



Curriculum included:

- Frolic Nursery
- Frolic Family
- Frolic Preschool
- Spark: Activate Faith (Age 2 to PreK)
- Whirl (PreK)

Popular exclusive extras:

- Digital Activity Kits
- Printable posters
- Children's messages
- Christmas program
- Frolic character puppets

Children

A subscription to **Sparkhouse Digital Children** includes Sunday school and summer resources for children through grade 6.



Curriculum included:

- Spark: Activate Faith
- Whirl
- Holy Moly
- Connect
- Sparkhouse in the Summer

Popular exclusive extras:

- Digital Activity Kits
- Faith Together at Home
- Children's messages
- Christmas programs
- Bonus lessons

Youth

A subscription to **Sparkhouse Digital Youth** includes confirmation and youth ministry resources for middle and high school.




Curriculum included:

- Colaborate
- T.B.D.: Think. Believe. Do.
- Connect
- Wholeness & Holiness
- Echo the Story
- Here We Stand
- Re:form

Popular exclusive extras:

- At the Movies
- Digital Activity Kits
- On the Drive In podcasts
- Beyond Worship Notes
- Living Word Christmas Program
- Lenten Study



Digital Activity Kits and exclusive extras only found on Sparkhouse Digital!

Newly published resources and exclusive extras are added regularly to each age level in Sparkhouse Digital. Popular Sparkhouse Digital exclusive extras include:

- Digital Activity Kits
- Intergenerational events
- Christmas programs
- Children's messages
- Bonus lessons
- Posters
- Advent and Lent extras
- And more!

*Sparkhouse Digital exclusive extras vary by age level.
Extras listed above may not be available in each age level.*

Learn more at:
SparkhouseDigital.org





“

As a faith formation professional, I have relied on Sparkhouse Digital in two congregations and consulted with a third church learning the system and rolling it out in their setting. It's such a rich resource and such a flexible platform that I've yet to encounter a program it can't transform. Whether your Sunday School planning is informed by the lectionary, by particular concepts or Bible stories, by the age of your students, or by particular moments in the church year, Sparkhouse Digital will equip your staff and lay leaders to effectively engage and encourage learners of all ages as they grow in faith.

”

Try it free for 30 days at
SparkhouseDigital.org

Prices subject to change. Student resources including but not limited to learner leaflets, posters, Bibles, journals, handbooks, and stickers are not included in a subscription to Sparkhouse Digital and still need to be purchased separately.



Sparkhouse in the Summer

Flexible and fun summer resources!



Good Stewards Together

Twelve Intergenerational Summer Events

Bring your entire congregation together this summer for intergenerational events about stewardship. Participants build relationships and have fun together while exploring the many ways we are called to be good stewards by using our gifts and talents to care for God's creation, including each other, the church, and the world. Choose from 10 events around the themes of Spirit, the Bible, Discipleship, Church, and World, as well as an opening kickoff and a closing event. Select the events that best fit your schedule and interests. A great alternative to a traditional Vacation Bible School.

\$39.99 Available in print or as a digital download.



Journey Together

Twelve Intergenerational Summer Events

Bring your entire congregation together for intergenerational events this summer. Participants will grow in faith, build relationships, and have fun together. Choose from 10 events around the themes of God, the Spirit, Disciples, Church, and World, as well as an opening kickoff and a closing event. Select the events that best fit your schedule and interests. Journey Together helps create the feeling of traveling together as hikers through God's creation.

\$39.99 Available in print or as a digital download.

Good Stewards Together and Journey Together are also included with a subscription to Sparkhouse Digital Children.



Creative Arts Camp

Four Summer VBS Programs

Connect Bible stories to artistic activities with art, music, movement, and drama in these four options that can be used as a creative alternative to a traditional Vacation Bible School. Adapted from a popular summer program at St. Barnabas Episcopal Church in Denver, Colorado. Extensive how-to information for planning a Creative Arts Camp, which includes recruiting local creative talent (visual artists, musicians, dancers, actors) to lead activities. Four great choices for 5-day VBS themes: Praise, Creation Care, Who Is My Neighbor?, and Saints & Holy Helpers. Two schedule options included for each VBS: 3-hour camp or 6-hour camp.

\$29.95 Available in print or as a digital download.




ReNew: The Green VBS

Celebrate God's creation this summer with ReNew VBS. ReNew is a 5-day curriculum that empowers kids in PreK–Grade 6 to grow in faith, have fun, and change the world. Each day, kids will explore Jesus' Parable of the Sower with three age-appropriate activities that help kids learn how to care for God's creation. ReNew is the most affordable, environmentally focused VBS program available. Experience the change your kids can make today!

\$79.99

ReNew is also included with a subscription to Sparkhouse Digital Children.*

Learn more and purchase
at wearesparkhouse.org/summer



Let our Curriculum Order Builder make sure you get everything you need!

Make sure you have what you need for your ministry

Let our Curriculum Order Builder make sure you get everything you need!

- 1 Choose your age level.
- 2 Choose your curriculum.
- 3 Enter the number of leaders and kids in your program.

Everything you need will be put in your cart for you to review before checking out!

wearesparkhouse.org/COB

Operation Restoration VBS

Age Group

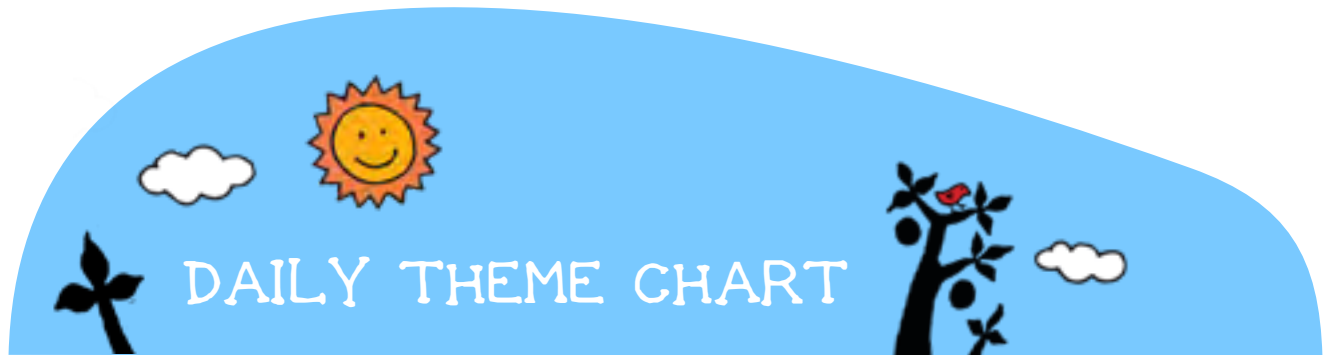
This VBS invites kids to be menders in God's world. As they make connections between Bible stories and mending actions, they'll discover simple ways to live out faith in daily life. Everyone at Operation Restoration explores language and practices to mend God's world.



Features:

- A restoration theme that inspires everyone to be menders of God's world
- Daily themes kids understand: feed, heal, forgive, pray, and rest
- Multisensory activity centers: art, music, science and nature, service learning, and storytelling
- Captivating visuals created and inspired by Pastor Daniel Erlander
- Flexible content for many contexts—including yours!

Learn more & Order today at
augsburgfortress.org/operationrestoration



	DAY 1	DAY 2	DAY 3	DAY 4	DAY 5
Theme	FEED	HEAL	FORGIVE	PRAY	REST
Bible Story	Exodus 16:1-36	Luke 13:10-17	Matthew 18:21-22	Luke 11:1-4	Exodus 16:23-30; 20: 8-11; 23:10-12
Mending Actions	God gives enough food for all.	Jesus heals those who are sick and hurt.	Jesus forgives us and tells us to forgive.	Jesus teaches us to pray.	God gives sabbath for all creation to rest.
Kid Connection	We're mending God's world when we help feed hungry people.	We're mending God's world when we help sick and hurt people.	We're mending God's world when we forgive and ask for forgiveness.	We're mending God's world when we pray for those who need help.	We're mending God's world when we rest to spend time with God, others, and creation.






Operation Restoration VBS Director Guide: Mending God's World

The Director Guide for Operation Restoration: Mending God's World includes almost 200 pages of resources for directors to plan and carry out a safe, exciting VBS program.


\$60.00



Operation Restoration VBS Music Guide

Leaders and kids make music together and mend God's world through singing, playing instruments, dancing, and even composing their own tunes.

\$15.00



Operation Restoration VBS Service Learning Guide

This guide includes everything the Service Learning Center leader needs to guide kids through 5 days of service learning activities at Operation Restoration.

\$15.00



Operation Restoration VBS Storytelling Guide

Each day everyone will explore one or more additional Bible stories connected to the daily theme. Through illustrations, dramatic movement, puppets, and other methods, everyone will take a turn stepping into the storyteller role.


\$15.00



Operation Restoration VBS Interactive Book for Kids

This interactive booklet is a great way for kids to be introduced to the content for each day of VBS in their small groups. Each day they have activities to do, scripture to read together & classic Erlander artwork to enjoy and color.


\$3.00



Operation Restoration VBS Art Guide

With no individual kits, less waste, and more freedom for creativity, everyone will be able to express themselves to the fullest.

\$15.00



Operation Restoration VBS Science Nature Guide

Throughout their time at this center, everyone will experience how we can mend God's world through exploring and experimenting with God's creation.

\$15.00



Operation Restoration VBS Starter Kit

Everything you will need for Operation Restoration VBS. One Director Guide, one copy of all five Activity Guides, and ten copies of the Interactive Book for Kids.

\$140.00

An Inside Look at Sparkhouse Bibles

Birth–High School

Building a relationship with the Bible, starting at birth and continuing into young adulthood, helps create a faith foundation that lasts a lifetime. Sparkhouse offers Bibles, tailored to each learner's age, to help them explore and learn key Bible stories.



Our church has been thinking deeply about how we can best connect our Children, Youth and Family Ministries together, helping to make sure that what students learn in Sunday School continues to be built on as they grow older. The Sparkhouse Bible sets have been great at helping our students transition and build on their faith as they grow! Our younger students get familiar with stories through the Sparkhouse Story Bible and then as they grow older they transition to Sparkhouse's NRSV Bibles. Through this transition and continuation of using Sparkhouse's Bibles, students have been able to continue to grow on important Biblical themes that have been beautifully shown and easily explained to them through these materials. I'm grateful for how Sparkhouse's Bibles help set a good, Biblical foundation for our students to build on as they grow!



Early Childhood

Birth–Age 5



Frolic First Bible Birth–Age 3

Start building a foundation of faith with your babies using the Frolic First Bible, which tells 20 of the Bible's most beloved stories from Creation to Jesus Rises.

- Features colorful images in a board book for infants and toddlers
- Uses child-friendly language to connect little ones to each story
- Complements Frolic Family and Frolic Nursery (see pages 6–7)



Frolic Preschool Bible Ages 3–5

The Frolic Preschool Bible highlights 20 stories from the Old Testament and 20 stories from the New Testament.

- Features easy-to-read text and colorful illustrations of friendly characters
- Includes key points for each story to help preschoolers understand how God's story connects them to others
- Complements Frolic Preschool (see page 9)

Children


Age 2–Grade 6



Spark Story Bible: Sunday School Edition Age 2–Grade 2

The award-winning Spark Story Bible opens God's Word to kids through colorful art and rich retellings of the most popular Bible stories.

- Includes 150 Bible stories—an excellent foundation to build biblical literacy
- Suggests activities and questions to help kids connect with the stories
- Complements all models of Spark: Activate Faith Sunday school (see pages 14–19)



Spark Bible (NRSV) Grades 3–6

The Spark Bible (NRSV) gives kids a personal experience of the Bible as they interact with God’s Word and explore their favorite stories and verses.


- Features stickers that introduce Bible-marking methods to help connect kids with the Bible
- Includes kid-friendly introductions to the books of the Bible, along with definitions, facts, trivia, and questions to help kids think about their faith
- Complements all models of Spark: Activate Faith Sunday school (see pages 14–19)



Whirl Story Bible: Lectionary Edition PreK–Grade 2

The Whirl Story Bible includes 130 key Bible stories inspired by readings from the Revised Common Lectionary.

- Identifies church year seasons and Sundays with colorful borders and icons
- Includes references to Bible texts and the lectionary day so leaders know when the story is read during the church year
- Complements Whirl Lectionary Sunday school (see page 22)



Whirl Lectionary NRSV Bible Grades 3–6

The Whirl Lectionary NRSV Bible is a complete NRSV translation kids can use to dig into key scripture passages.

- Highlights Revised Common Lectionary readings with distinct colors corresponding to the church season in which each is read
- Features a one-page introduction for each book to give kids context as they journey through the Bible
- Complements Whirl Lectionary Sunday school (see page 22)



Whirl Kids Story Bible: Classroom Edition PreK–Grade 2

The Whirl Kids Story Bible gives kids an experience of essential, faith-building stories from Genesis to Revelation.

- Features 104 Bible stories told via graphics and retellings akin to comic books
- Connects kids to the Bible stories with embedded questions to help them dig deeper
- Complements Whirl Classroom and Whirl All Kids Sunday schools (see pages 23–24)



Whirl Kids Study Bible Grades 3–6

The Whirl Kids Study Bible offers a complete NRSV Bible packed with Bible facts, trivia, book introductions, and mini-comics.


- Includes Whirl video characters to help kids dive deeper into stories, ask questions, and make connections to their own lives
- Complements Whirl Classroom and Whirl All Kids Sunday schools (see pages 23–24)



Holy Moly Bible Storybooks K–Grade 2

The eight Holy Moly Bible Storybooks help young readers remember and relate to the Bible stories.

- Feature the salvation story arc by exploring the Old and New Testaments, with key stories for Advent, Christmas, Holy Week, Easter Sunday, Post-Resurrection, and the Early Church
- Use engaging, rhyming language and vibrant, colorful illustrations
- Complement Holy Moly Sunday school (see pages 26–27)



Connect Bible NRSV Grades 3–6

Preteens require a different approach to learning about the Bible, which is where the Connect Bible NRSV comes in. This NRSV Bible helps preteens to explore scripture and take ownership of their faith.

- Features icons and built-in navigation to help kids remember the theme of the story and to direct them to other Bible stories related to that same theme
- Includes instant activities embedded near the scripture text to reinforce the Bible stories without leaving the page
- Complements Holy Moly and Connect Sunday schools (see pages 26–29)

Youth



Colaborate: Lutheran Student Bible Grades 6–9

The Colaborate: Lutheran Student Bible is a complete NRSV translation that helps teens dive deeper into their Bible exploration. It can be used as a stand-alone study Bible to help teens explore their faith, or it can accompany the Colaborate confirmation curriculum.

- Features interactive graphics, interesting facts, and insightful commentary
- Adds value to your confirmation conversations with highlighted key verses
- Complements Colaborate: Lutheran Confirmation (see page 43)



Lutheran Study Bible, Second Edition Grades 6–9

Lutheran Study Bible, Second Edition features the NRSVue translation and introductions, notes, and articles written by more than fifty pastors and teaching theologians. Explore the Bible and its message through solid background material, unique Lutheran insights, and questions for reflection and discussion. Reader-friendly, inviting, and engaging, this is the perfect study Bible for those who want to encounter scripture and dwell in God's word!

Hands-on investigative learning that leads to deep engagement with the Bible, faith, and what it means to be a Christian

Theology is how we make sense of God. Every era of human history has pushed us to new questions about who God is and how we are to live and believe.

Colaborate offers an ecumenical overview of the big theological questions. It shows students that asking hard questions is the way Christians have made their way forward throughout our history.



“

I have led many years of Confirmation, ever since I was in seminary, and have used multiple different curriculums, and none have been as good as Co-lab-orate! The material is comprehensive, accurate, and functional, I have easily adapted it to my churches and my youth come out knowing so much and ready to lead the church!

”

Learn more at
wearesparkhouse.org/colaborate

colaborate

Using the pedagogical approach of Problem-Based Learning, Colaborate guides students through a process of discovery. Each lesson begins with an ill-framed question meant to get them thinking about their assumptions and previous knowledge of the topic. Videos then frame the problems that students seek to solve over the course of the lesson. After the video, students turn to a two-page infographic packed with discussion starters, hands-on activities, thought-provoking questions, and information that will equip students to dig into the subject and find ways to respond to the day's topic.

Colaborate offers three faith tradition–specific confirmation courses and a Bible study to get students invested in their faith, their tradition, and the full biblical narrative.

- **Colaborate: Methodist Confirmation**
- **Colaborate: Lutheran Confirmation**
- **Colaborate: Presbyterian Confirmation**
- **Colaborate: Bible Study**

Three different faith traditions–specific courses were designed by pastors and theologians from those traditions for maximum accuracy and relevance.

Why choose Colaborate?




Change the way students think about faith and the Bible

Allow students to engage with the big ideas of belief so they can own their faith, not just learn a list of facts from the Bible.



Help students understand why it matters

Confirmation is a time for students to move into a more mature faith. Colaborate takes faith formation seriously, introducing in-depth doctrine and theology for students to dive into and discover.



Offer a confirmation resource focused on your denomination's theology

Each version of Colaborate was created by pastors, theologians, and youth ministry practitioners from that tradition. You can trust that your students are getting solid, denomination-specific teaching.

Colaborate Methodist

**Explore Methodist history,
doctrine, and tradition**

Your students will learn from a deep, thought-provoking curriculum with 45 lessons created by Methodist theologians, practitioners, and artists who know Methodist history, doctrines, and approaches to the Bible, from the Quadrilateral to The General Rules.

How it works

Colaborate uses a student-centered model called problem-based learning. Each lesson follows a three-step sequence that gets students engaged and invested in the lesson.

- First, students frame up a compelling problem to explore over the course of the lesson. A funny video launches the conversation.
- Next, they investigate possible responses to the problem through discussion, Bible readings, and group activities.
- Finally, students work together to express their responses to the initial problem and test out their ideas through individual and group projects.

Created for churches who . . .

- seek a confirmation curriculum that gives students a solid foundation in Methodist history and theology in addition to a thorough grounding in scripture;
- want flexibility in sessions, highly visual resources for students, and leader content designed for easy use.



Leader Guide

\$34.99 per unit; buy one per leader



Student Handbook

\$9.99 per unit; buy one per student



DVD

\$36.99 per unit; buy one per classroom

To get samples, see the scope and sequence, and order now, visit wearesparkhouse.org/colaboratemethodist

Shop now at wearesparkhouse.org or via phone at (877) 702-5551



Colaborate Lutheran

**Explore Lutheran history,
doctrine, and tradition**

Two Kingdoms? The Bondage of the Will? Allow students to discover the richness of Lutheran history, Luther's Small Catechism, the Old and New Testaments using a problem-based learning approach. The 60 lessons include both Colaborate Confirmation and Bible Study, all offered with a uniquely Lutheran lens.

How it works

Colaborate uses a student-centered model called problem-based learning. Each lesson follows a three-step sequence that gets students engaged and invested in the lesson.

- First, students frame up a compelling problem to explore over the course of the lesson. A funny video launches the conversation.
- Next, they investigate possible responses to the problem through discussion, Bible readings, and group activities.
- Finally, students work together to express their responses to the initial problem and test out their ideas through individual and group projects.

Created for churches who . . .

- seek a confirmation curriculum that gives students a solid foundation in Lutheran history and theology in addition to a thorough grounding in scripture;
- want flexibility in sessions, highly visual resources for students, and leader content designed for easy use.



Leader Guide

\$34.99 per unit; buy one per leader



Student Handbook

\$9.99 per unit; buy one per student



DVD

\$36.99 per unit; buy one per classroom

To get samples, see the scope and sequence, and order now, visit weareparkhouse.org/colaboratelutheran

Colaborate Presbyterian

**Explore Presbyterian history,
doctrine, and tradition**

From the sovereignty of God to the Book of Confessions, Collaborate Presbyterian's 45 lessons explore Presbyterian history, polity, and doctrine along with lessons on the stories of the Old and New Testaments.

How it works

Colaborate uses a student-centered model called problem-based learning. Each lesson follows a three-step sequence that gets students engaged and invested in the lesson.

- First, students frame up a compelling problem to explore over the course of the lesson. A funny video launches the conversation.
- Next, they investigate possible responses to the problem through discussion, Bible readings, and group activities.
- Finally, students work together to express their responses to the initial problem and test out their ideas through individual and group projects.

Created for churches who . . .

- seek a confirmation curriculum that gives students a solid foundation in Presbyterian history and theology in addition to a thorough grounding in scripture;
- want flexibility in sessions, highly visual resources for students, and leader content designed for easy use.



Leader Guide

\$34.99 per unit; buy one per leader



Student Handbook

\$9.99 per unit; buy one per student



DVD

\$36.99 per unit; buy one per classroom

To get samples, see the scope and sequence, and order now, visit wearesparkhouse.org/colaboratepresbyterian

Colaborate Bible Study

**Compelling conversation about God
and what it means to follow Jesus**

Do you have confirmation covered? Cool! You can still use the stand-alone Colaborate Bible Study to give your youth a fresh look at the holy mystery and the complexity of Scripture and move them onto a path of growth and discovery with 30-lessons from the Old and New Testaments.

How it works

Colaborate uses a student-centered model called problem-based learning. Each lesson follows a three-step sequence that gets students engaged and invested in the lesson.

- First, students frame up a compelling problem to explore over the course of the lesson. A funny video launches the conversation.
- Next, they investigate possible responses to the problem through discussion, Bible readings, and group activities.
- Finally, students work together to express their responses to the initial problem and test out their ideas through individual and group projects.

Created for churches who . . .

- value versatility—Colaborate can be used as a Wednesday night youth curriculum, a small group study, or even Sunday school;
- are looking for a Bible survey that encourages students to engage with scripture and ask theological questions.



Leader Guide

\$34.99 per unit; buy one per leader



Student Handbook

\$9.99 per unit; buy one per student



DVD

\$36.99 per unit; buy one per classroom

To get samples, see the scope and sequence, and order now, visit wearesparkhouse.org/colaboratebiblestudy



Empower students to explore their faith and ask questions

Re:form serves as a classic curriculum option for your youth. Solid theology? Got it. Goofy animated videos? Check. Hands-on, innovative learning? Done.



“

Our middle schoolers, who are now in high school, still talk about lessons learned when we used this curriculum during our year-long confirmation class. Not only did they enjoy the instruction, they were able to make a strong connection with one another and still support one another in life and faith to this day!

”

Learn more at
wearesparkhouse.org/reform



The Re:form product line includes three models:

Re:form

introduces the Re:form model and challenges students to explore their beliefs, ask questions, and begin building a foundation of faith they'll carry for the rest of their lives.

Re:form Traditions

highlights the backstory, key beliefs, and practices of Lutheran, Methodist, and Reformed churches.

Re:form Ancestors

introduces students to their faith ancestors—the flawed, faithful characters from the Old and New Testaments.

Why choose Re:form?



Engage students in multiple ways

Re:form uses funny animated videos and the interactive Anti-Workbook to help students explore faith with their minds, hands, hearts, and funny bones.



Give them permission to ask questions

Empower your students to explore their real faith questions and discover more about church, Jesus, and the Bible.



Make it easy for your leaders

Give volunteers the tools they need to easily prepare and lead youth classes and deeper discussions without feeling overwhelmed.

Re:form

Empower students to explore their faith and ask questions

The first of the Re:form courses to be released, this video-based curriculum uses humor and creativity throughout its 40 lessons to build faith and address students' real questions.


How it works

Every Re:form session follows a three-part sequence: Encounter, Engage, and Respond.

- In Encounter, students watch a hilarious animated video that addresses the session's question.
- In Engage, students tap their creativity for Anti-Workbook activities that involve doodling, constructing, journaling, and more.
- In Respond, students share thoughts and ideas about the session's question.


Created for churches who . . .

- want to equip students (and leaders!) to tackle tough questions of faith instead of learning rote answers;
- are looking for curriculum flexibility so they can support large group, small group, and individual exploration;
- like to pair sound theology with humor.



Leader Guide

\$44.99; buy one per leader




Anti-Workbook

\$20.99; buy one per student



DVD

\$74.99; buy one per classroom



To get samples, see the scope and sequence, and order now, visit wearesparkhouse.org/reformcore



Re:form Ancestors

Discover what we can learn from the wild and wise people in the Old and New Testaments

A video-based Bible study that uses humor and creativity to build biblical fluency and address students' real questions.


How it works

Every Re:form Ancestors session follows a three-part sequence: Encounter, Engage, and Respond.

- In Encounter, students watch a hilarious animated video featuring one or more ancestors from the Old or New Testament.
- In Engage, students tap their creativity for Anti-Workbook activities that involve doodling, constructing, journaling, and more.
- In Respond, students share thoughts, ideas, and insights about the session's ancestor(s).


Created for churches who . . .

- want to offer opportunities for youth (and adults!) to study and explore familiar and unfamiliar people in the Bible;
- trust kids to take a deep dive into the complex circumstances surrounding our ancestors of faith;
- like to pair sound theology with humor.



Leader Guide

\$31.99; buy one per leader



Anti-Workbook

\$11.99; buy one per student



DVD

\$41.99; buy one per classroom



Bible Storyline Poster Pack

\$24.99; buy one per classroom



To get samples, see the scope and sequence, and order now, visit wearesparkhouse.org/reformancestors

Re:form Traditions

Dive deep into the backstory, key beliefs, and practices of the Methodist, Lutheran, or Reformed tradition

A video-based set of courses that use humor and creativity to teach Lutheran, Methodist, or Reformed church history, beliefs, practices, and tradition today.


How it works

Every Re:form Traditions session follows a three-part sequence: Encounter, Engage, and Respond.

- In Encounter, students watch an animated video featuring the major figures and events of the tradition.
- In Engage, students tap their creativity for Anti-Workbook activities that involve doodling, constructing, journaling, and more.
- In Respond, students share thoughts and ideas about the session's question.


Created for churches who . . .

- want to equip youth (and adults!) to take a closer look at the foundations of their tradition;
- are looking for a brief, flexible course for confirmation students, youth groups, or new member classes;
- like to pair sound theology with humor.



Leader Guide

\$20.99; buy one per leader



Anti-Workbook

\$5.99; buy one per student



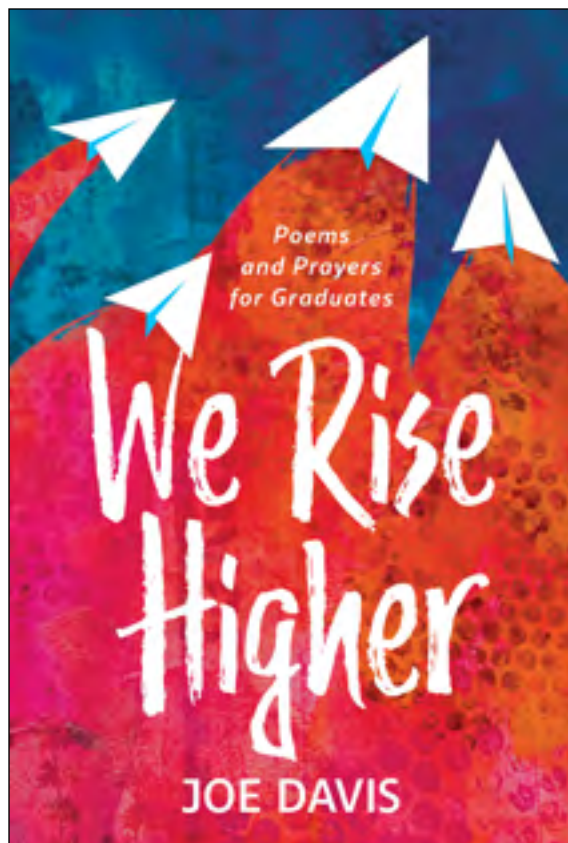
DVD

\$36.99; buy one per classroom

To get samples, see the scope and sequence, and order now, visit wearesparkhouse.org/reformtraditions



A perfect gift for high school grads!



Poet, artist, and educator Joe Davis combines poetry and prayer to support and encourage new high school graduates. This collection includes:

- Poems of joy and celebration
- Poems of praise and affirmation
- Poems for heavy emotions
- Poems for growth and new beginnings

The book features interactive content to allow for creative responses and reflection by the graduate.



Joe Davis is a nationally touring artist, educator, and speaker based in Minneapolis, Minnesota. His work employs poetry, music, theater and dance to shape culture. Connecting with audiences

as a keynote speaker, facilitator, and teaching artist, Joe also heads a multimedia production company, a soul funk band, and a racial justice education program. He holds a Master's degree in Theology of the Arts.

Order now at wearesparkhouse.org/werisehigher
Quantity discounts available.

This Place

A poem to honor where you feel most like you

Here is where we give you the permission you haven't yet given yourself
to show up and be
your most authentic self.

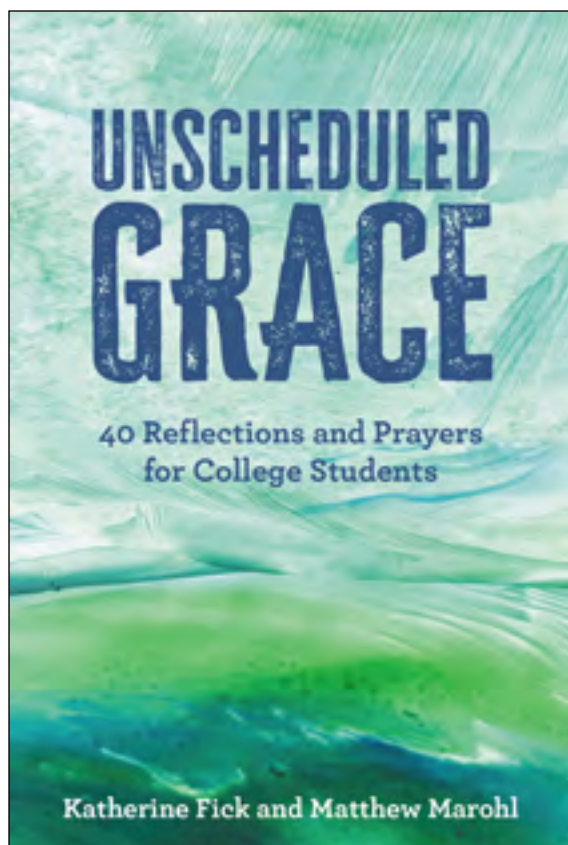
You can cry here,
you can take your time here,
to be you is not a crime here.

We are all divine here,
we shine brighter when we all shine here,
we rise higher when we all rise here,
we practice being kind here,
we celebrate the fact that we are still alive here.

You can make mistakes here,
no guilt, blame, or shame here,
there's only grace here,
we know you by name here,
we've been waiting for you,
so glad you came here,
we hope that you stay here,
all that you are can be reclaimed and embraced here.

An Invitation:

Place your hand over your heart, breathe
deeply, and thank God for the gift of your
body. What's the most compassionate thing
you can do for yourself in this moment?
Go and do that.



Unscheduled Grace: 40 Reflections and Prayers for College Students is a collection of devotions and prayers. This book can accompany students through the changes, challenges, and joys of college living, including homework, relationships, stress, vocation, and more. Through all its entries, the authors assure readers that no matter what they face, their lives are blessed by the unscheduled grace of God. Authors Matt Marohl and Katie Fick are campus pastors at St. Olaf College in Northfield, Minnesota.

Order now at
www.wearesparkhouse.org/store/product/9781506496771/Unscheduled-Grace
 Quantity discounts available.

GENESIS 1

CREATION AND NEW BEGINNINGS

In the first creation story in Genesis, God speaks creation into existence. On the first day, God speaks, creation begins, and it is good. On the second day, God speaks, creation develops, and it is good. It is a story of beauty and wonder. It is a story that is at once powerful and intimate, full of mountains and tiny creatures. There are two theories about this story of creation. On the one hand, people believe that there was nothing, and out of nothing God creates everything. On the other hand, people believe that there was chaos, and out of chaos God creates a structured, orderly world.

Imagine that there was nothing, no light or sound or life. And out of this nothing God begins to work. God begins to fashion the stuff of this world and with it hopes and dreams and a future. Perhaps one of the reasons that we are attracted to this version of creation is that some of us might imagine our own beginnings in similar ways. I don't mean that our high schools and hometowns, our family and friends, were nothing. But, we might have imagined the new beginning of college as truly "something." Here there would be life and hope and a future that was distinctly different from what was available in our past. Or we might think that life after college will be something, everything. It is not to say that we do not value what we are experiencing today, but we may feel that our real life will begin with our next step. There is something very appealing about the progression from nothing to something.

Imagine that there was chaos. And out of this chaos, God creates order. The creation story describes God as a great organizer, separating dark from light, land from sea, day from night. Perhaps one of the reasons that we are attracted to this version of creation is that

we imagine that our new beginnings will bring order and structure and meaning. As we examine our lives we may see confusion. If I only knew my major, this confusion would go away. If I only had a boyfriend or girlfriend, the chaos of my life would disappear. Perhaps we imagine our future selves, living future lives that are structured and orderly. There is something very appealing about this progression from chaos to order.

While both theories are appealing, they are also incomplete. It only takes a page or two into our reading of Genesis to discover that God's creation is not perfect; people are sinful and creation itself is broken. Because of this reality, we will always experience our world and our lives as imperfect, incomplete. We will always long for "something," something whole, something more. Likewise, because of this reality, we will always experience our world and our lives as chaotic and confusing. We will always long for structure and clarity and order.

Through it all, the creation story remains a constant source of promise. In this story, we encounter our God who is continually creating and continually providing us with new beginnings. And they are good.



Poetry can offer reminders for ourselves, each other, and the world. Poet, artist, and educator Joe Davis has written *Remind Me Again: Poems and Practices for Remembering Who We Are*, a collection of 41 poems that will inspire, challenge, and affirm readers from all stages of life. These poems speak to our mind, body, and spirit, to our community, and to our purpose. Each poem includes a “Try This Practice” to help readers connect the themes to their everyday lives. This book has three sections:

- My Mind, Body, and Spirit: Reminders for Myself
- My Community: Reminders for Each Other
- My Purpose: Reminders for the World

Order now at www.augsburgfortress.org/store/category/287274/The-Poetry-of-Joe-Davis
Quantity discounts available.

Finding Your Why

A reminder of our purpose

What's your North Star?
What's your soul mission?
What choices lead to your flourishing?

What wakes you up in the morning
or keeps you awake at night?

What makes your heart sing
or gives you strength to fight?

What are the wrongs in the world you want to make right?
What makes you feel joyous and fills you with light?

Finding your Why
is asking the next most faithful question,
making the path as you step in that direction.

Finding your Why
is the puzzle piece your soul fits,
no denying something inside
is enlivened and you know it.

Finding your Why
is discovery and discernment,
you may not always find it
but you'll keep on searching
because the journey in itself
unearths a deeper purpose:

76

Affirming you're worth it,
sometimes with words,
sometimes it's wordless,
won't always feel certain,
won't always look perfect,
but can stir up courage
and self-assuredness.

Finding our why is like exploring love.
Finding our why is like a well
that can replenish and nourish us.

When our Why is clear,
so is the way before us
and benevolent forces
join to support us.

Try This Practice

Consider these questions when discerning an
important choice:

Does it increase my aliveness?
Does it increase the aliveness of those around me?

How does it feel in my body?
How does it feel in my spirit?

What would happen to me or those I love if I didn't
do this work?

77



Rev. Dr. Jia Starr Brown has designed 41 lessons based on Joe Davis's poems in *Remind Me Again*. Each lesson helps you have meaningful discussions about Joe's poetry as well as helping guide you to form more meaningful connections with your own community. Endlessly flexible, this resource can be used as a 10-minute addition to a lesson or as a full 41-week curriculum of hour-long sessions.

Order now at www.augsburgfortress.org/store/category/287274/The-Poetry-of-Joe-Davis
Quantity discounts available.

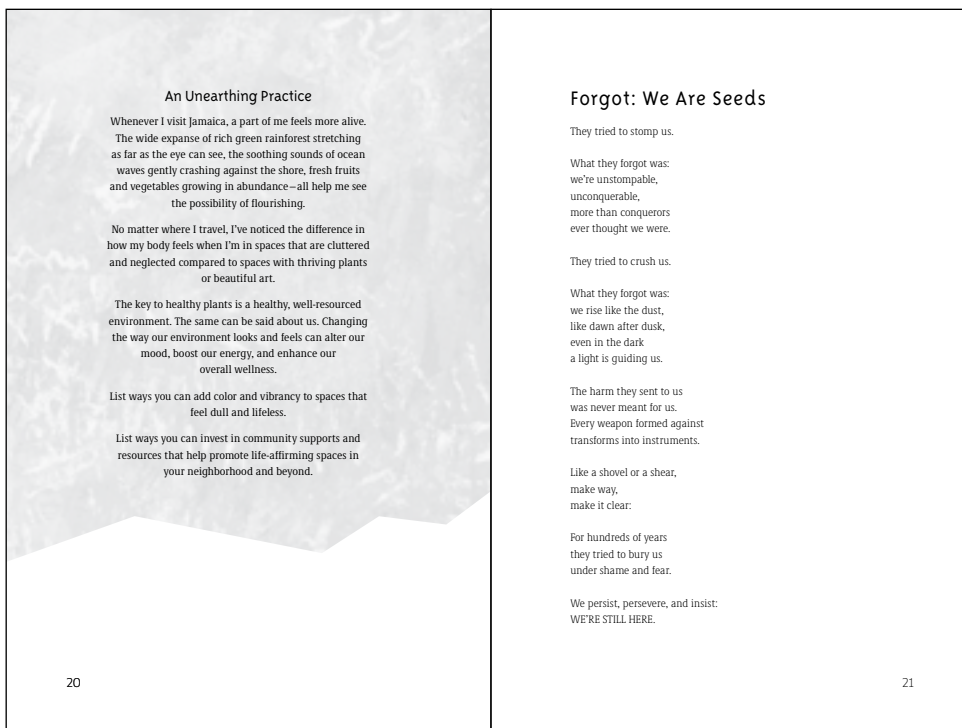
<div><div>Session 1</div><div><div>Brave Space</div><div>A reminder of where to find courage</div></div><div>pp. 11-14</div></div> <div><div>Prepare to Lead</div><div>Make a copy of the Pre-Work from pages 10-11 and prepare to facilitate this session by walking through each part. For this poem about brave space, find a space that is especially comfortable and comforting to you.</div><div>Welcome the Group</div><div>Greet each person by name as they arrive at your gathering space, and share your words of welcome. Invite them to pick up <i>Remind Me Again</i>, their journal, a Bible, and a writing utensil. You'll also need home decor magazines and other kid-friendly magazines, cardstock, glue sticks, and scissors.</div><div>Enter the Poem</div><div>Invite your group to read this poem a few times, choosing from these methods. (A read-aloud may take about 3 minutes.)</div><div><ul style="list-style-type: none">Do a silent reading of the poem.As the leader, read the poem aloud, asking everyone to read the italicized stanzas at the beginning and end of the poem.Ask for volunteers to read one or a few stanzas aloud. There are 20 stanzas total.</div><div>Reflect on the Poem</div><div>Encourage participants to take 3-5 minutes to journal thoughts and themes that rise to the surface for them. Invite them to share one perspective from their reflection with the group. Use any of these questions to support these reflections.</div><div><ul style="list-style-type: none">Is there a line from this poem that is speaking to you in a specific way?What does it look like when someone is "courageous enough to be vulnerable, vulnerable enough to be courageous"?Where are the brave spaces in your life? Where are places that don't feel this way?</div><div>Engage with the Poem</div><div>Assign one or more stanzas to each person, inviting them to find magazine pictures that create a space that achieves for them what their portion of the poem is describing. They can cut out these images and glue them to cardstock. This individual activity invites each person to find and define that hope and vision for themselves. When they are finished, tape their work up on the wall in the order of the poem. Then walk and view as the poem is read. If time allows, they can share comments on their work with the group.</div></div> <div><div>Enter the Bible</div><div>What does Jesus say about love? A lot! Invite someone to read John 13:34-35 aloud as everyone else follows along. These verses provide a new commandment for Jesus' followers then and now: to love one another, as Jesus loves us. Ask some of these questions about the poem's connection to this Bible text.</div><div><ul style="list-style-type: none">Notice the capitalization of "Love" in the poem. Why do you think the poet made that choice?What do you think Jesus would say about this poem?How do you think Jesus invites us to receive and give Love to others?What is this poem inviting you to do?</div><div>Connect with Community</div><div>Briefly describe a relevant current event connected to the poem that you discovered in your pre-work. Invite participants into deeper engagement or action by guiding them to read an article or watch a news story that discusses the local current event. After this personal and collective time with the poem Brave Space, lead a discussion to explore ways that the group can show up in this Love-filled way.</div><div><ul style="list-style-type: none">Where is the need?What is the ask, both spoken and unspoken?Who needs support in this situation? How can we lift them up?What can our group do in brave encouragement and support in response to this story?</div><div>Pray Together</div><div>Give thanks to God for sharing this brave space together. Finish your prayer by blessing each person with these words from the poem:</div><div>[Person's name], may you reclaim yourself as a Brave Haven</div></div>

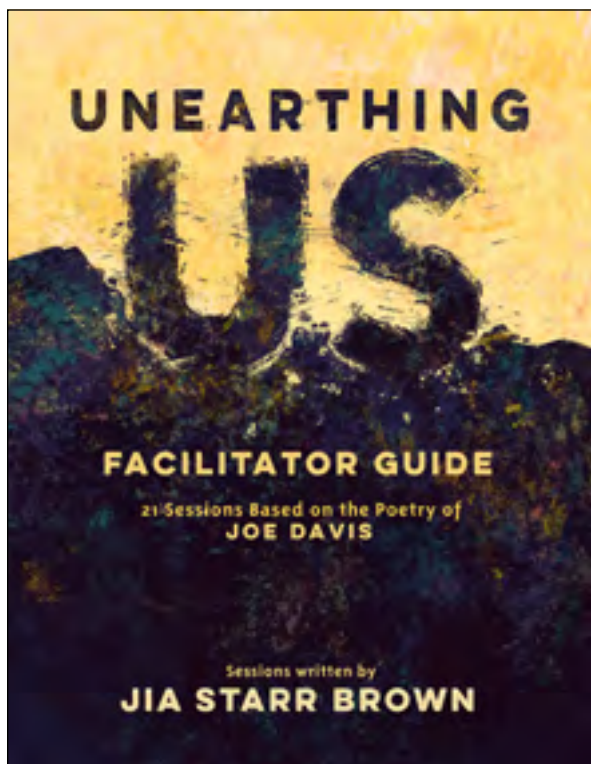


Unearthing Us: Poems and Practices for Discovering Our Fullest Selves is a collection of 21 poems and practices inviting readers to envision a world planted with possibility, growth, and flourishing. Each poem includes an Unearthing Practice that draws wisdom from the poet's visits to his ancestral land of Jamaica. These poems and practices beckon readers to dig deeper into ourselves and our communities to grow more joy and beauty within and around us. This book has three sections:

- Plant: Poems for planting seeds
- Grow: Poems for growth
- Flourish: Poems for cultivating abundance

Order now at www.augsburgfortress.org/store/category/287274/The-Poetry-of-Joe-Davis
Quantity discounts available.





The 21 sessions in this Facilitator Guide correspond to the 21 poems in *Unearthing Us: Poems and Practices for Discovering Our Fullest Selves* by Joe Davis. Each session is written by Rev. Dr. Jia Starr Brown.

- Sessions move through stages of planting, growing, and flourishing that connect to the thematic progression of poems in *Unearthing Us*.
- Leaders are invited into pre-work activities to prepare their hearts and minds for facilitating each session.
- Sessions include creative responses to each poem along with biblical exploration, community connections, and journaling prompts.
- Many groups can use these sessions: senior high youth, intergenerational events, Bible study groups, retreat participants, and other gatherings of people who want to explore poetry and faith together.

Order now at www.augsburgfortress.org/store/category/287274/The-Poetry-of-Joe-Davis
Quantity discounts available.

<p>Session 1 Sing to All You Plant PP-13-15</p> <hr/> <p>A theme of this poem: The power of song</p> <hr/> <p>Dreaming <i>Prepare to Lead</i></p> <p>Not every plant or person needs the same things to grow. Do you know what you need to grow? What role does <i>song</i> play in your life and faith journey?</p> <p>Supplies</p> <ul style="list-style-type: none"> • <i>Unearthing Us</i> • Needs and Seeds reproducible sheets on pp. 18-19 • Bibles • Journals • Writing utensils <p>Finding Freedom <i>Read the Poem</i></p> <p>Invite your group to read the poem a few times. A read-aloud may take about two minutes.</p> <p>Minimization can happen when we believe we all feel the same and need the same things. Distribute the Needs Sheet and invite participants to write responses in the first two columns.</p> <ul style="list-style-type: none"> • What did you need a year ago? What songs provided affirmation and encouragement during that season of your life? • What do you need today? What songs speak to your spirit today, providing either comfort or witness? • How have your needs (and the music) changed from Year-Ago-Me to Today-Me? What shifts do you notice in the melodies? • What circumstances led to those transitions? <p>Then think about two people you know well. Consider the alternative preferences and needs of these two other folks and fill in what you can for each area. What encouraging songs can you share with them?</p> <p>Not everything we plant in others or that has been planted in us leads to growth. On the Seeds Sheet, look at the two columns. In one, name the seeds that have been planted in you that have <i>not</i> led to your growth. In the other, name the seeds you may have planted in others that have <i>not</i> led to their (or your) growth.</p> <p>Living with Creativity <i>Engage with Scripture</i></p> <p>Invite someone to read Proverbs 18:21 or read this verse aloud together:</p> <p><i>Death and life are in the power of the tongue, and those who love it will eat its fruits.</i></p> <p>Select one of those experiences from the Seeds Sheet. Rewrite the story with a growth mindset. How would that retelling have changed something in your life? In their life?</p> <p>16 © 2024 Sparkhouse</p>	<p>Gardening <i>Make Community Connections</i></p> <p>Lead participants to take a walk or drive through a neighborhood that has a demographic makeup that is different from their own.</p> <ul style="list-style-type: none"> • What assumptions are coming to the surface for you? • Where did those assumptions come from? <p>Unraveling <i>Reflect in Your Journal</i></p> <p>Guide participants to use their journals for this reflection.</p> <p>Reflect on a time when your assumptions about another person's needs steered you in the wrong direction.</p> <ul style="list-style-type: none"> • What assumptions have you made about the needs of others? • What impact might that have had in their lives? • In what ways, if at all, did making that assumption impact your life? • How did/can you correct that fracture? <p>Praying <i>Prepare to Send</i></p> <p>Thank God for your time together. Ask God for the courage to use your voices and melodies to honor the people, the land, and all that you plant. Name what you hope to plant, and ask God to help you.</p> <p>Unearthing Us Facilitator Guide Session 1 17</p>
---	--

Echo the Story

Grades 9–12

Experience the biblical narrative through storytelling, creative reflection, and dialogue



echo
THE STORY

Using video to recap previous lessons, as well as storytelling, drawing, and journaling to engage with the day's Bible story, Echo the Story encourages youth to see the biblical narrative as a series of stories from which they can draw their own conclusions and insights.

“

We used Echo the Story with our confirmation class (the 12-part series). We LOVED it! The kids learned the biblical story without even knowing they were ‘learning’! The different types of activities to do in reflection were awesome and fit all types of personalities. We still remember a haiku that one of the youth wrote!

”

Learn more at
wearesparkhouse.org/echothestory



Through storytelling and imaginative listening, students experience the biblical narrative from creation to the formation of the church. Echo is available in two models:

Echo the Story 12

gives students an overview of the Bible in 12 engaging lessons.

Echo the Story 36

digs deeper into the storytelling of the full biblical narrative, expanding to 36 in-depth lessons.

Why choose Echo the Story?



Use storytelling to relate to God's story

Give students an opportunity to relate to God's story through the "storying" process, discover meaning, and develop fresh insights into the biblical narrative.




Engage students with content designed for them

Help students encounter the Bible through age-appropriate learning techniques, such as storytelling, creative writing, drawing, and group dialogue.



Focus on building community and spirituality

Give students a new way to grow spiritually and build community as they explore the Bible in Echo the Story lessons with their peers.



Echo the Story 12

An engaging overview of the biblical narrative in 12 sessions, designed especially for high schoolers

Over the course of 12 sessions, students will learn about key Bible stories, making this a great resource for Bible study or small groups.

How it works

Echo sessions provide a general overview of the biblical narrative. Every Echo session follows the same six-part pattern.

- **Rewind:** The Story So Far video engages students, showing a fast-paced, animated review of stories from previous sessions.
- **Prepare:** Students draw a version of the story symbol in their Sketch Journals.
- **Imagine:** The leader reads the Bible story aloud using a narrative script in the Leader Guide.
- **Capture:** After reflecting, students use their Sketch Journals to capture memorable aspects of the story.
- **Remix:** Someone else rereads the story while students complete an activity to creatively retell the Bible story.
- **Connect:** The leader encourages students to share their observations and insights.

Created for churches who . . .

- want to encourage students to gain an overview of the Bible in communal, creative, and genuine ways;
- are looking for a youth Bible study that ties creativity and imagination to the story of God's redemptive work in the world.




Leader Guide

\$31.99; buy one per leader



Sketch Journal

\$11.99; buy one per student



DVD

\$45.99; buy one per classroom



Shaped by the Story

\$20.99

To get samples, see the scope and sequence, and order now, visit wearesparkhouse.org/echothestory12

Echo the Story 36

An engaging deep dive into the biblical narrative in 36 sessions, designed especially for high schoolers

Covers essential Bible stories over the course of 36 sessions. Dig deeper into the Bible and discover how the stories connect to each other with this Bible study or small group resource.

How it works

Echo sessions provide a general overview of the biblical narrative. Every Echo session follows the same six-part pattern.

- **Rewind:** The Story So Far video engages students, showing a fast-paced, animated review of stories from previous sessions.
- **Prepare:** Students draw a version of the story symbol in their Sketch Journals.
- **Imagine:** The leader reads the Bible story aloud using a narrative script in the Leader Guide.
- **Capture:** After reflecting, students use their Sketch Journals to capture memorable aspects of the story.
- **Remix:** Someone else rereads the story while students complete an activity to creatively retell the Bible story.
- **Connect:** The leader encourages students to share their observations and insights.

Created for churches who . . .

- want to encourage students to take a deep dive into the Bible in communal, creative, and genuine ways;
- are looking for a youth Bible study that ties creativity and imagination to the story of God's redemptive work in the world.



Leader Guide

\$17.99 per 6-session unit;
buy one per leader



Sketch Journals

\$8.99 per 6-session unit;
buy one per student



DVD

\$26.99 per 6-session unit;
buy one per classroom



Shaped by the Story

\$20.99

To get samples, see the scope and sequence, and order now, visit wearesparkhouse.org/echothestory36

T.B.D.: Think. Believe. Do.

Grades 9–12

Equip teenagers to unpack, understand, and live out their faith

Each T.B.D. lesson invites students to use their experiences, Christian tradition, and the Bible to wrestle with a theological idea and test that idea out in the world. Using their Student Journals as workbooks, students refine their thoughts, ask questions, and engage in a group discussion process that allows them to figure out not only what they believe, but also why they believe it.



Why choose T.B.D.?



Help students explore what they believe

Take faith formation one step deeper with T.B.D.'s topical group studies that engage students in group discussions to really dive into their faith.



Build a robust and durable theological toolkit

Help your students see how to use their experiences along with the Bible, Christian tradition, and the experiences of others to build a robust and resilient faith.



Use the small group study to fit your context

Decide when it makes sense to use T.B.D.—as a drop-in between other programming during the year, or for a great group study during a weekend retreat.

To get samples, see the scope and sequence, and order now, visit wearesparkhouse.org/tbd



How it works

Each T.B.D. session breaks into five parts: Think, Video, Bible, Believe, and Do.

- In Think, students will use their student journals and sticky notes to begin writing down their ideas, opinions, and questions.
- The video offers a look at church history and the ways the Christian tradition has addressed the topic at hand.
- In Bible, the group will explore two passages chosen to give perspectives that will support, confound, or outright trouble the conversation you've had until now.
- In Believe, students will come up with an honest statement that reflects a real belief that the group can hold right now.
- In Do, students choose an action that will further clarify their belief from the week's lesson.

T.B.D. has five units

T.B.D.: Prayer

helps students build their theological toolkit and begin thinking about why, when, and how we pray.

T.B.D.: Sin

helps students construct and articulate a theological understanding of sin and how it affects their lives and the world.

T.B.D.: Mission

helps students discover how and why they are part of the work God is doing in the world.

T.B.D.: Salvation

explores salvation and what it means to say that God has reclaimed and redeemed the world.

T.B.D.: Bible

helps students discover the origin of the Bible and what it means to their daily lives.

Created for churches who . . .

- trust youth to actively participate in and own their faith formation;
- view discipleship as an ongoing process;
- want a small group resource that is relevant and relatable to students.



Facilitator Guide

\$19.99; buy one per facilitator per topic



Student Journal

\$6.99; buy one per student per topic



DVD

\$24.99; buy one per classroom per topic

Telling the whole story of biblical purity



Wholeness & Holiness explores the whole story of biblical purity and breaks down the misconception that it is just about sex. This eight-session course covers the entire spectrum of biblical purity, including hygiene, clothing, piercings, tattoos, food, relationships, and of course sex.

Why choose Wholeness & Holiness?



Discuss the whole picture of biblical purity

Help students explore and break down the misconceptions that biblical purity rules are just about abstinence and are irrelevant today.



Detailed leader guide

A comprehensive leader guide supports leaders with thorough biblical, historical, and theological information for the course. Leaders are given the necessary tools to facilitate these tough discussions.



Use this small group study to fit your context

Decide when it makes sense to use Wholeness & Holiness—as part of your high school youth programming or for a weekend retreat.



How it works

Each 60-minute session of Wholeness & Holiness includes four parts:

- Gather: Students are introduced to the lesson topic through opening conversation and prayer.
- Explore: Students engage with an image and video clip related to the theme, and then participate in a generative group activity.
- Reflect: Students dive into the Bible and articulate what they've learned during a time of silent journaling.
- Send: Students are sent into the world equipped with a body map activity and a closing blessing.

Sessions include . . .

1. **The Private Parts of the Bible: God's Word Says WHAT?**
Exploring all the wild stuff in the Bible
2. **Purity 101: Called to Be Saints, Together**
Introduction to purity and the importance of community
3. **Purity's Progress: Cultivating and Extending Holiness**
How God's people have changed in their pursuit of purity
4. **Loving the Skin You're In: Purity on Display**
The significance of tattoos, piercings, and clothing
5. **Can You Touch This?: Rules, Relationships, and Redemption**
Hygiene habits and the power of Christ to redeem unclean stuff
6. **You Are What You Eat: Deciding What's for Dinner**
Looking at ingested impurity and food justice
7. **Holy Sex!: Sanctified and Sanctifying Relationships**
The holy gift of sex is confusing, awkward, and beautiful
8. **The Heart of the Matter: Purity in Everyday Life**
Thinking about purity as Christian discipleship

Created for churches who . . .

- trust youth to actively participate in and own their faith formation;
- wish to break down misconceptions and allow students to have honest conversations;
- want a small group resource that is relevant and relatable to students.



Leader Guide

\$49.99; available as a digital download

Encounter faith, the Bible, and Christian practices through spirited conversation

Using videos that bring Christian thought leaders into your church, Animate encourages creativity, discussion, and reflection about faith, the Bible, and Christian practices.



Why choose Animate?



Listen to contemporary voices

Gain insights on Christian topics, biblical themes, and central faith practices from the unique perspectives of Christian thought leaders and practitioners.



Focus on building conversation

Use videos—which blend live action with animation—to introduce a question, provide a thought-provoking perspective, and beckon discussion.



Reflect on faith learnings and prayer

Use Participant Journals to sketch, doodle, create, and share, resulting in a keepsake to save and look back on after the session.



How it works

Each Animate session starts with a video featuring a leading voice from the Christian faith. Groups then use their journals as they discuss, sketch, and reflect on the content of the video.

Animate has three courses:

Deepen and reinvigorate your small group's understanding of faith, the Bible, and Christian practices with these Animate resources:

Animate: Faith

unpacks central topics of Christianity, including salvation, the cross, and church, over the course of seven sessions featuring thought leaders such as Nadia Bolz-Weber, Brian McLaren, and Lauren Winner.

Animate: Bible

answers your group's questions about the Bible, like where it came from and who chose the books to include, with Christian thought leaders such as Rachel Held Evans, Phyllis Tickle, and Will Willimon.

Animate: Practices

features seven sessions focused on a collection of faith practices, including prayer, food, worship, sacraments, money, service, and community, led by leaders such as Shane Claiborne, Enuma Okoro, and Mike Slaughter.


Created for churches who . . .

- value a diversity of perspectives and a group-based exploration of faith, rather than a lecture-style study;
- want a course exploring the central topics of Christianity (Faith), basics of biblical scholarship (Bible), or an introduction to the central practices of the Christian faith (Practices).



Facilitator Guide

\$26.99 per course;
buy one per leader



Participant Journal

\$14.99 per course;
buy one per student



DVD

\$74.99 per course;
buy one per classroom

DIALOGUES

Dialogues On is a seven-week curriculum designed for adult small groups to have genuine conversations around difficult topics. There are three series: The Refugee Crisis, Sexuality, and Race.

Why choose Dialogues On?



Start a dialogue around a difficult topic

Make challenging conversations possible and positive using a structured leader guide to facilitate small group interaction.



Customize discussions to your group's needs

Tweak the experience to work for your group's dynamics—take more time with topics that require more conversation, based on group feedback and interaction.



Teach small groups how to communicate effectively and listen actively

Guide adults to speak on difficult world issues at both macro and local community levels.

DIALOGUES

Explore social justice topics
with your congregation

How it works

Each session includes time for an icebreaker, a documentary-style video, small group discussion, and a creative project.

Dialogues On has three courses:

Dialogues On: The Refugee Crisis

takes participants through an in-depth look at the refugee experience, the church's long history in refugee advocacy, and a consideration of what action might look like for your group, all accompanied by a compelling video and supportive facilitation materials.

Dialogues On: Sexuality

opens up discussion on topics such as patriarchy and the church, women's sexuality, the dynamics of sex and marriage, and the transgender experience. Discover diverse perspectives accompanied by a documentary-style video and supportive facilitation materials to enhance group conversations.

Dialogues On: Race

shares the scholarship, stories, and experiences of people of color to create meaningful conversations about one of the most difficult and divisive topics today. Clear, easy-to-use facilitator materials and a documentary-style video bring structure and depth to the conversation.

Created for churches who . . .

- want to dig deeper into global issues that have a local impact;
- value a diversity of perspectives and group-based exploration of productive dialogue;
- want to take real action on the pressing issues of today.



Learner Book

\$10.99; buy one per learner



DVD

\$29.99; buy one per classroom



Facilitator Guide

\$26.99; buy one per leader