


DAVID & GOLIATH



David already had everything he needed.

KEY VERSE

But David said to Saul, “Your servant used to keep sheep for his father; and whenever a lion or a bear came, and took a lamb from the flock, I went after it . . . The LORD, who saved me from the paw of the lion and from the paw of the bear, will save me from the hand of this Philistine.”

1 Samuel 17:34-37

STORY AT A GLANCE


David

- Anointed by Samuel to be the next king of Israel while King Saul was still in power. (1 Samuel 16:11-13)
- Became Saul’s part-time armor-bearer (1 Samuel 16:21).
- His young age meant that he still had family chores—shepherding and supplying his older brothers in battle.
- While wearing Saul’s armor seemed like a good plan, David trusted “the living God” and the abilities God gave him instead (1 Samuel 17:31-40).




Goliath

- Was said to have come from a family of “giants” (1 Chronicles 20:4-8).
- Philistine warrior almost 10 feet (3m) tall
- It only took one stone to silence Goliath’s boasting, many have wondered why David chose five.




King Saul

- Relied on David to provide musical therapy during his times of spiritual distress. (1 Samuel 16:14-23).
- Offered riches, freedom and his daughter’s hand in marriage as a prize to anyone who could kill Goliath.



Israelite Army

- Deployed to push back a Philistine invasion into Judah.



Philistine Army

- “Sea People” who became Israel’s greatest rivals.
- They are still remembered in the word “Palestine.”



Supplies:



Holy Moly DVD



Holy Moly Leaflet



Connect Bible

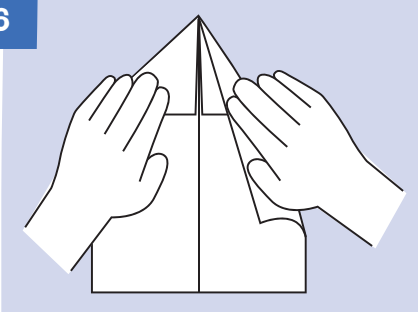


Scissors



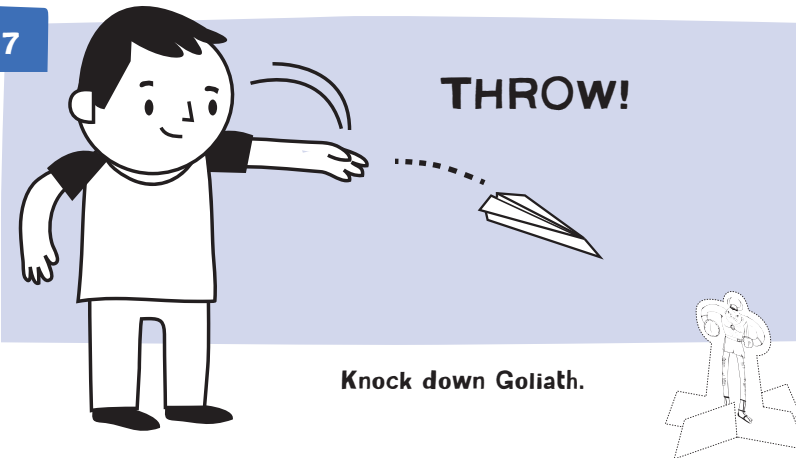
Markers

6



Cut out Goliath and stand pieces.

7



Knock down Goliath.

ACTIVITY TIPS

More kids?

Split into groups and use more than one target area.

Fewer kids?

Make a plane of your own and join in!

Less time?

Have multiple kids fly planes at the same time.

More time?

Ask kids to look at page 2 of their leaflet. Find out about Goliath’s height compared to others. There’s a math problem to solve, too! (Answer: 1 cubit = approximately 18 inches [46 cm]. The distance from an adult’s elbow to the tip of the middle finger.)



CLOSING PRAYER

God,

thank you for giving us everything we need every day. Like David did, help us to recognize and use them whenever we face challenges, the Goliath sized ones and the little ones.

Amen!

holY
MOJY



(10–15 min.)

DISCOVER

Get Ready

Identify each tool with the kids and ask:

- Which ones do you know how to use?
- What kinds of jobs are they for?
- How old were you when you learned how to use them?
- Tell me about a time you used one of them.

Introduce the Characters

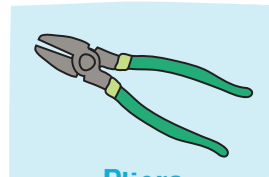
- King Saul is the first king God chose for Israel. He leads his army against the Philistines, one of Israel's most powerful enemies.
- Goliath is the largest Philistine warrior. He's a bully who is used to getting his own way and doesn't believe in God.
- David is a shepherd – the same shepherd God chose and Samuel anointed to become the next king.
- There are 2 armies. The Israelites believe in God. The Philistines don't.
- Each of these characters have different tools for their own jobs. Some think that weapons are what's needed to defeat an army.




Hammer



Screwdriver



Pliers



Wrench



Scissors

Play the David & Goliath Video



Watch for what David decided to use to defeat Goliath. HINT: It's something he already has!

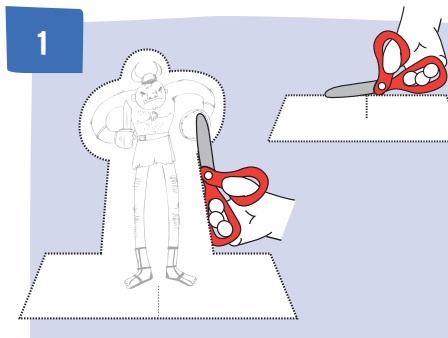
If time permits, watch it again!



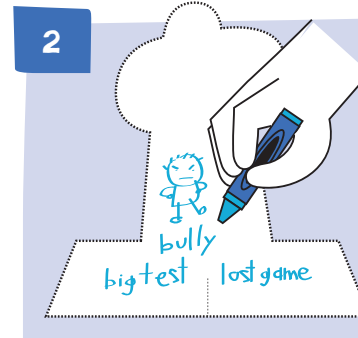
(20–30 min.)

CREATE

EVERYTHING I NEED: Kids create a paper airplane to knock down Goliaths in their lives.



1 Cut out Goliath and stand pieces.

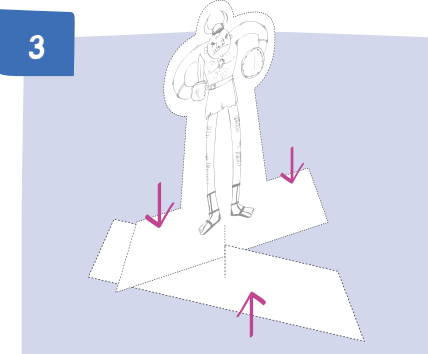


2 Write or draw a challenge on the back.

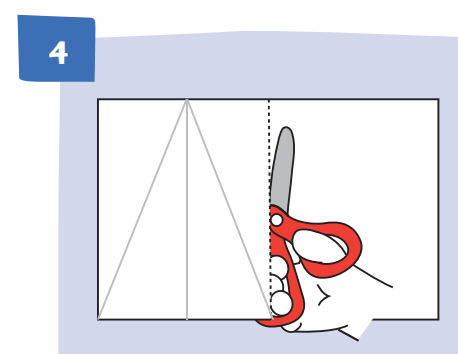
Holy Moly!

Give kids time to imagine and help them reflect.

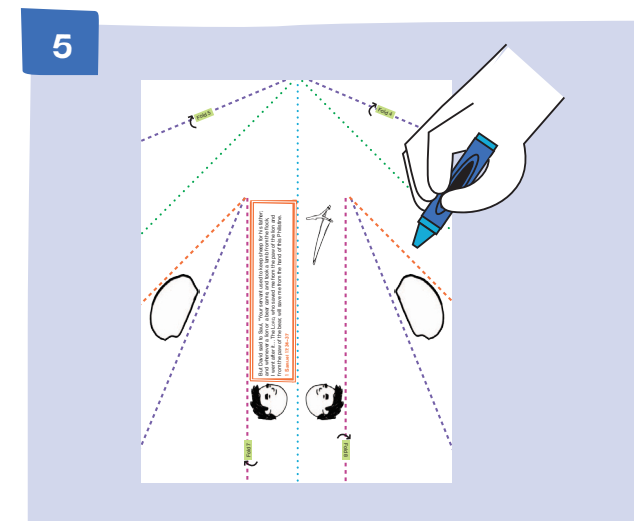
- What challenge in your life feels like a Goliath-sized bully or problem?
- Who else faces that kind of Goliath?




3 Assemble the stand.



4 Cut off paper airplane page.



5 Write or draw 5 skills and tools kids already have.



Holy Moly!

Remind kids that David had everything he needed. They do, too!

- What tools and skills do you already have?
- How can you use them to defeat your Goliath?

CONTINUES...

(5–10 min.)

RELATE

Talk about the David & Goliath Video

- What tools did you see in the video?
- If you met a bully like Goliath today, what would you need?
- What surprised you about what King Saul did? The army? Goliath? David?
- Which character would you want to be? Why?
- I wonder why God chose David to be the hero of the story?



(5–10 min.)

CONNECT

Open the Connect Bible

Help kids find and mark 1 Samuel 17:34-37 on page XXX.

- There are 2 Old Testament books that feature the history of Samuel, Saul, and David: 1 Samuel and 2 Samuel. Read the words Saul says to David at the end of verse 37 and say them out loud to each other at the end of class today.

Do the 1 Samuel 17:1-52 Connect Bible activity on page XX. Then read verses 4 and 23.

- Goliath's name begins with the same letter as the name of the town he is from. What is it? (It rhymes with *path*.) After David became king and head of the Israelite army, Gath was one of the towns he attacked and captured.

