



SKETCH JOURNAL

THIS JOURNAL BELONGS TO:

contents

What Is a Sketch Journal?	4
You Are Creative!!	5
Echo the Story Overview	6
 Session 1: Creation	7
 Session 2: Disruption	23
 Session 3: The Promise	39
 Session 4: Exodus	55
 Session 5: Commands	71
 Session 6: Judges & Kings	87
 Session 7: Exile	103
 Session 8: God-with-Us	119
 Session 9: Miracles	135
 Session 10: God's Kingdom	151
 Session 11: Death-to-Life	167
 Session 12: The Church	183

Copyright ©2013 sparkhouse. All rights reserved.

ISBN 978-1-4514-6921-9

Except for brief quotations in critical articles or review, no part of this book may be reproduced in any matter without prior permission from the publisher. For permission information, contact info@WeAreSparkhouse.org.

The Scripture quotations, unless otherwise marked, are from the New Revised Standard Version Bible, copyright ©1989, by the Division of Christian Education of the National Council of the Churches of Christ in the U.S.A., and are used by permission. All rights reserved.

Leader Guide Development: Michael Novelli

Sketch Journal Development: Michael Novelli, Kelly Dolan

Editorial: Kit Boss, Deb Brandt, Elizabeth Dingmann, Kelly Dolan

Theological and Historical Review: Peter Enns, Amy Jacober, Tony Jones

Video: IMAGO-Mark Novelli, Chris Bowman, Kelly Dolan, Mark Demel, Margaret Hogan

Graphic Design & Illustration: IMAGO-Mark Novelli, Mark Demel

Sparkhouse Team: Kelly Arp, Aaron Christopher, Rob Dewey, Andrew DeYoung, Elizabeth Dingmann, Eileen Engebretson, Tory Herman, Debra Thorpe Hetherington, Jim Kast-Keat, Naomi Krueger, Tony Jones, Alisha Lofgren, Jared Neher, Michael Novelli, Joan O'Brien, Ivy Palmer Skrade, Timothy Paulson, Dawn Rundman, Kristofer Skrade, Bethany Stolle, Jeremy Wanek

Special Thanks: Chris Bowman, Kelly Dolan, Monica McFadden, Caleb Noffisinger, Mark Novelli, Diana Shiflett, and Andrew Unger for brainstorming and dreaming up what this resource could become.

WHAT IS A SKETCH JOURNAL?

Whether you like to draw or write (or both), we've created this Sketch Journal to help you *truly express yourself*. But how?

This Sketch Journal centers on YOUR OBSERVATIONS. This is no boring fill-in-the-blanks workbook! You won't be asked to find specific answers or to be a Bible expert. The Echo the Story sessions center on what YOU notice and wonder about. What you share, even if it is something you think is simple, is very important to your group's learning. You'll be amazed at how you'll connect ideas and discover meaning in what your group shares.

This Sketch Journal is designed to connect with the different ways YOU LEARN. Whether you're a visual learner who loves to draw, an audible learner who loves to hear a great story told, or an active learner who needs to get up and move around, you'll find all sorts of exercises and activities in this Sketch Journal that connect with the way you best share your thoughts and ideas.

ALWAYS BRING YOUR Sketch Journal!

You must bring your Sketch Journal EVERY time your group meets. During your Echo the Story sessions, this Sketch Journal will guide you through the process of learning and responding to the Bible stories (see the Echo the Story Overview for more details). If you take this home, don't forget to bring it the next time you meet!

YOU ARE CREATIVE!!

You may think that only certain kinds of people in life are creative—and that you are *not* one of them. NOT TRUE!

Research has shown that every person has the ability to be creative. In fact, you were born creative. Think back to a time when you were a kid, and some of the creative things you loved to do: drawing, coloring, building sand castles, taking computers apart and putting back them together again.

Creativity is about making connections and expressing your own unique perspective. Don't worry about how your drawing looks or how eloquently your poem reads. The important thing is that you are challenging yourself—and sharing a part of who you are. Be confident in your creativity!

If you come to Echo the Story and this Sketch Journal with curiosity, wonder, and imagination, you'll be amazed by how your creativity is awakened—helping you to connect with God in new and deeper ways.

**THIS SKETCH JOURNAL IS YOURS.
INVEST YOURSELF IN IT.
EXPRESS YOURSELF
THROUGH IT.
WHAT YOU CREATE AND SHARE
MAKES A DIFFERENCE.**


Stories are designed to embody—in their characters, plots, and imagery—patterns and relationships that nurture a part of the mind that’s unreachable in more direct ways, thus increasing our understanding and breadth of vision, in addition to fostering our ability to think critically.

—Dr. Robert Ornstein, *Library of Congress Lecture*



SESSION THREE:
the promise

SKETCH
YOUR VERSION
OF THE PROMISE STORY SYMBOL
HERE



THE SEVENTY FACES OF TORAH

Ancient Jewish rabbis compared the Bible to a brilliant diamond. As they told the stories from Scripture, they compared it to holding up a diamond, allowing light to reflect the detail, beauty, depth, and brilliance of its many sides.

They anticipated seeing something new and amazing every time they heard the stories!

* What if we thought of the Bible this way, expecting to see something remarkable and brilliant each time—looking deeply for a reflection from this story to teach us something new?



LISTEN &
IMAGINE
THE STORY
RIGHT NOW

What stood out to you
from the story?

What did you see
or sense?

**SKETCH OR
WRITE
QUICKLY HERE**


DRAW A SCENE, MAKE A LIST, WRITE A PRAYER . . . ANYTHING TO CAPTURE WHAT YOU NOTICED IN THE STORY.




From the next few pages, choose a REMIX activity—either drawing or creative writing—and start REMIXing!

DRAWING: CHARACTER PORTRAITS


As you listen to the story being read again, quickly sketch some portraits of the story's characters. Include an object or action unique to that character that's detailed in the story.



ABRAM



SARAI



ABRAHAM, SARAH & BABY ISAAC



HAGAR & ISHMAEL



This **REMI**X section is designed to help you retell part of the story in your own unique way.

CREATIVE WRITING: IN YOUR OWN WORDS

INSTRUCTIONS:

In your own words, rewrite the section of the story from the verses below. Write it as if you were writing a short story or a part of a **novel**. Try to capture as much emotion and detail as possible.

GENESIS 12:1-4 AND 13:14-17

Now the LORD said to Abram, "Go from your country and your kindred and your father's house to the land that I will show you. I will make of you a great nation, and I will bless you, and make your name great, so that you will be a blessing. I will bless those who bless you, and the one who curses you I will curse; and in you all the families of the earth shall be blessed."

So Abram went, as the LORD had told him; and Lot went with him. Abram was seventy-five years old when he departed from Haran.

The LORD said to Abram, after Lot had separated from him, "Raise your eyes now, and look from the place where you are, northward and southward and eastward and westward; for all the land that you see I will give to you and to your offspring forever. I will make your offspring like the dust of the earth; so that if one can count the dust of the earth, your offspring also can be counted. Rise up, walk through the length and the breadth of the land, for I will give it to you."

**RIGHT
NOW:**

TURN TO ONE
OR TWO PEOPLE
NEAR YOU AND
SHARE YOUR
REMIX
WITH THEM.

Jot down stuff here
that **OTHERS SHARE**
that connects
with you.

WRITE, THEN SHARE:

What do you think this story says about **US**?
... about **YOU**?



There is so much more to discover about the story!

In the next WEEK, CHOOSE FROM ANY of the EXPLORE MORE ACTIVITIES here to help you learn more & live out the story.

SHARE

In the next twenty-four hours, have a conversation with one of your parents, or another adult you know well. Ask them:

- *What's the greatest promise you've ever made to someone else?*
- *How did you feel when you made that promise?*
- *Did making that promise change your life in some way? How?*

As you listen, consider the importance of a promise, and consider the importance of God's promise to Abraham—and how it changed his life.

READ

You can read the entire PROMISE story with a lot more detail in Genesis chapters 12–21. In the next week, read two chapters each day. As you read, use this Sketch Journal to write down any new details that you notice. If any new thoughts or questions come up as you read, make sure to capture those in your Sketch Journal.

SEARCH

In the PROMISE story, God makes a covenant with Abraham. The story calls a covenant a “deep, binding promise.” But what exactly was a covenant? Search on www.wikipedia.org for “biblical covenant.” Read the section called “Abrahamic Covenant.” Write in your Sketch Journal any details you learn about covenants and the depth of this kind of sacred promise.

This isn't homework—
it's your chance to explore on your own & use
these activities as a springboard to go deeper!

PRAY

The Bible is filled with God's promises to humans. These promises can give us courage and strength for today. Take time each day in the next week to share with God your feelings and thoughts about this verse:

Do not fear, for I am with you,
do not be afraid, for I am your God;
I will strengthen you, I will help you,
I will uphold you with my victorious right hand.
(Isaiah 41:10)

CONSIDER

The Old Testament was originally written in Hebrew. The Hebrew word used for bless is *barak*. The primary meaning of this word is “to give something of value.” *Barak* is also rooted in the Hebrew word for “knee,” a reminder that serving and giving is to be done with humility and gratitude. The idea of blessing is also tied to the idea of shalom—a word that means wholeness, value, and to make complete. To bless is to bring shalom. Think about the people in your life that bring shalom. Make sure you express your thanks to them in the next week.

ACT

Think about someone in your life who you have difficulty connecting with or serving. Think of one specific step you can take in the next week to be God's blessing in his or her life. Be confident in taking this step, knowing that you've been created to be God's blessing to the world.

▶ Person I will bless this week: _____

▶ How I will bless them: _____