

FORGIVENESS BOARD GAME



Upper Elementary

What Kids Do

Add to the Prayer Tree and create a Forgiveness in Action board game.

Before Kids Arrive

- * Cut leaf shapes from card stock. Place leaves in one basket and markers in another. Continue with your method for attaching leaves.
- * Make single-sided copies of the Game Cards on card stock.
- * Distribute supplies to each art table: one set of Game Cards, game board, scissors, ruler, markers, glue stick, game pieces, and dice.

Welcome

Welcome everyone as they arrive at the Art Center. Invite each person to choose a leaf and marker from the baskets and sit near the Prayer Tree. By now kids will be familiar with how you are using the Prayer Tree as a starting place for each session, a spot for daily prayers, and a way to center everyone before starting the day's project.

What does it look like and sound like when we forgive someone?

Do you think someone knows you forgive them if you don't tell them? Think about someone you have forgiven and write their name or their first initial on your leaf. Then put your leaf on the Prayer Tree. Say this brief prayer before moving to the project.

Dear Jesus, thank you for forgiving us and teaching us to forgive others. Help us put forgiveness in action. Amen.

The Art Project

Invite kids to gather around the art tables. **Jesus surprised the disciples when he told them how many times to forgive each other. Does anyone remember the number?** Kids will probably remember seventy-seven! **That's a lot of forgiveness! Jesus wanted the disciples to know that forgiveness is an action to practice over and over again. As followers of Jesus today, those words about forgiveness are for us too. To practice forgiveness, you are going**

Supplies

For the Prayer Tree

- Card stock in several colors
- Scissors
- Hole punch
- Markers
- Baskets or other storage containers
- Staplers, yarn, or painter's tape

For the Forgiveness in Action board game

- Game Cards from pages 43–44, one set per small group
- Foam boards, cardboard, or other stiff writable surface for game boards
- Card stock
- Scissors
- Rulers
- Markers
- Pencils
- Game piece tokens or markers, one per kid
- Dice, two per small group

to get into small groups of three or four and invent your own Forgiveness in Action board game. You have some materials to get started. Here is what to do:

Guide kids through these steps.

1. Hold up a game board. **Here is your game board. You can draw spaces to move from Start to Finish. Use a ruler if you want.**
2. Hold up the game tokens and dice. **Each person rolls dice and uses a marker to move forward.**
3. Hold up the cards. **Here are game cards. They have writing on one side, and they are blank on the other so that you can write down your ideas.**
4. **Have fun making up your game! Maybe you'll use the number seventy-seven somehow. Be creative and remember that your game is helping to practice how to put forgiveness into action.**
5. Circulate among the groups to help kids who may get stuck. Make sure there is time for groups to play a round or two of the game they created. Keep their custom games handy during the rest of VBS if they want to play the game on another day.

After cleaning up, gather around the Prayer Tree. **I hope you enjoyed creating your game. Let's take some time for each group to describe a feature of their game.** Ask each group to share about the game they created. **You even got to practice playing it together. Forgiveness takes practice! Even if we have a hard time forgiving others sometimes, God always forgives us.** Finish with a brief prayer.









Dear Jesus, we are thankful that you forgive us seventy-seven times and more. Help us practice forgiving others. Amen.



Tip

This activity depends on its participants knowing the basics of board games with cards that describe situations, unexpected setbacks, and moving forward or backward on the game board. Youth Leaders and Center Helpers can assist kids in developing their ideas.

GAME CARDS

<p>Forgiveness Situation</p> 	<p>How Many Times?</p> 
<p>Forgiveness Situation</p> 	<p>How Many Times?</p> 
<p>Forgiveness Situation</p> 	<p>Wild Card!</p> 
<p>Forgiveness Situation</p> 	<p>Wild Card!</p> 

GAME CARDS

<p>Could you forgive if . . .</p>	<p>Forgiveness looks like . . .</p>
<p>Could you forgive if . . .</p>	<p>Forgiveness looks like . . .</p>
<p>Could you forgive if . . .</p>	<p>Forgiveness looks like . . .</p>
<p>Could you forgive if . . .</p>	<p>Forgiveness looks like . . .</p>